



CANADIAN FLEET GUIDE

2025



HOW TO USE THIS GUIDE

The 2025 GM Envolve Canadian Fleet Guide is an online publication that offers detailed specifications and information on our commercial vehicle lineup. It is best viewed using a web browser on a laptop or desktop computer. The information below explains how to navigate the guide and take full advantage of its functionality.

- 1 Menu:** Opens the table of contents.
- 2 Pulsing Arrow:** Click the item to engage its interactivity.
- 3 Home Button:** Return to the How to Use This Guide page.
- 4 Forward Arrow Button:** Navigate to the next page.
- 5 Back Arrow Button:** Navigate to the previous page.
- 6 GM Envolve Button:** Opens a new window to gmenvolve.ca.
- 7 Vehicle Name:** Click to bring up that vehicle's dimensions and capacities to the left. All vehicles are 2025 model year unless noted.
- 8 View Full Details Button:** Takes you to the features page for that vehicle.

2025 ELECTRIC VEHICLES

1 MENU

2

3

4

5

6

7

8

ELECTRIC VEHICLES OVERVIEW

CLICK VEHICLE NAME BELOW TO SEE SPECIFICATIONS

- CHEVROLET EQUINOX EV
- CHEVROLET BLAZER EV
- CHEVROLET SILVERADO EV
- GMC SIERRA EV DENALI
- CHEVROLET BRIGHTDROP 400
- CHEVROLET BRIGHTDROP 600

CHEVROLET EQUINOX EV

U.S. model shown with optional equipment.

Overall length	4840 mm [190.5 in.]
Overall width (w/ mirrors folded)	1954 mm [76.9 in.]
Overall height	1646 mm [64.8 in.]
Max. seating capacity	5
Head room (front/rear)	994 mm/978 mm [39.1 in./38.4 in.]
Shoulder room (front/rear)	1489 mm/1408 mm [58.6 in./55.4 in.]
Leg room (front/rear)	1058 mm/965 mm [41.6 in./38.0 in.]
Max. cargo volume ¹ (w/ rear seats folded)	Up to 1619.9 L [57.2 cu. ft.]
Max. trailering capacity ² on a properly equipped vehicle	Up to 680 kg [1,500 lbs.]

[View Full Details](#)



HOW TO USE THIS GUIDE

- 1 Section Head:** Reveals the content/vehicles in the section.
- 2 Overview Link:** Takes you to the dimensions and capacities page for all vehicles in the section.
- 3 Vehicle Name:** Takes you to the features page for that vehicle.
- 4 Look Inside:** View an interior image of the vehicle. (NOTE: Click X to close the image.)
- 5 Overview Button:** Takes you to the vehicle's dimensions and capacities page.

The screenshot displays the GM Envolv website for the Chevrolet Equinox EV. The page is divided into several sections: Introduction, Electric Vehicles Overview, Vehicle Name, Look Inside (interior image), and Overview Button. The vehicle is shown in a blue color, and the page lists various features and specifications.

1 INTRODUCTION

2 ELECTRIC VEHICLES OVERVIEW

3 CHEVROLET EQUINOX EV

4 Look Inside!

5 ELECTRIC OVERVIEW

STANDARD FEATURES

PERFORMANCE

- Battery system
- At-home, 11.5-kW Level 2 (AC) charging capability*
- DC fast charging for public charging rates up to 150 kW* (requires use of public DC fast chargers, which are very limited in Canada and may not be available in certain areas)
- Dual Level Charge Cord, 120- and 240-volt capability
- Electronic Precision Shift
- FWD propulsion system

PRODUCTIVITY + DRIVE EXPERIENCE

- Built-in Wi-Fi® hotspot* (data plan required)
- 6-speaker audio system
- 8-way power driver seat with power lumbar and 4-way manual passenger seat
- 11-inch diagonal Driver Information Centre
- 12-volt power outlets (2)
- 17.7-inch diagonal advanced colour LCD display with Google built-in* compatibility and navigation system through Google built-in* compatibility (subscription[s] required for full functionality)
- 60/40 split-folding rear seats
- Auto heated, wrapped steering wheel
- Carpeted floor mats, front and rear

KEY AVAILABLE FEATURES

- Optional features vary by trim level and may require the purchase of a package. See Order Guide for details.
- At-home, 19.2-kW Level 2 (AC) charging capability**
- AutoSense power liftgate
- Dual Motor AWD
- Dual-panel, power-sliding panoramic sunroof with power sunshade
- Dual-zone automatic climate control
- Enhanced Automatic Parking Assist*
- Heated, power-adjustable, manual-folding outside mirrors
- Heated wiper park
- Hitch Guidance* with Hitch View*
- Rear Camera Mirror with washer*
- Roof rails
- Super Cruise** driver assistance capability (subscription required**)
- Trailer provisions*
- Two-tone roof
- Universal Home Remote
- Ventilated front seats
- Wireless compatible device charging**

HIGHLIGHTS

- UP TO **TBD KM [TBD MILES]** Available GM-Estimated Electric Range on a Full Charge* (FWD Models)
- STANDARD **17.7-INCH** Diagonal Advanced Colour LCD Display
- UP TO **680 KG [1,500 LBS.]** Max. Trailering Capacity*

STANDARD FEATURES (Features based on LT FWD model with 2LT equipment group):

- Deep-tinted glass
- Embedded OnStar® hardware, plus 8 years of OnStar Fleet Basics and 3 years of Navigation and Voice Assistance**
- Heated front seats
- LED headlamps, taillamps and Daytime Running Lamps
- Rear Seat Reminder**
- Recovery hooks**¹, front and rear
- Remote Start
- Single-zone automatic climate control
- SiriusXM®** with 360L**
- USB ports** (4)





THE **GM ENVOLVE** DIFFERENCE

This year, GM Envolve was officially launched in Canada. It's a new way of approaching fleet business, giving commercial and government fleet customers access to the full suite of GM products and services.

GM Envolve will coordinate all our business-to-business and business-to-government business units to create a more streamlined, one-stop customer experience. It's designed to make it easier for customers to tap into all products, services and solutions GM Canada has to offer.

We're passionate about our products, and we commit to continue to offer you a broad and capable lineup of products across all our vehicle brands. But no matter your GM product of choice, you need solutions to help keep them on the road. All our solutions are built with you in mind and intentionally designed to work with our vehicles to increase their productivity and value. We're also working to make sure that you have all the ICE products you need to get the job done.

But it doesn't end there, and we know that it can't because – for some of you – electrification may make the most sense economically and sustainably. We fully

believe that if EVs are what you need, they must be dependable and capable like their ICE counterparts.

As we continue our journey together, you are our constant focus, and we are fully committed to being the best choice for commercial customers. We're not stopping with the products. We're working to make sure you have the supporting tools to maximize them. It's when you implement our solutions with our products that's the real differentiator to be more productive in your everyday business initiatives.

More than ever, the Canadian GM Envolve team is fully integrated with our product teams. You tell us what you need, and we go to work to design the right solutions. The Canadian GM Envolve team is committed to doing things right. That's why we believe that GM Envolve is a competitive advantage, not only for GM, but for each of your unique businesses.

Sham Ahluwalia
Director, GM Envolve
General Motors of Canada



HELPING YOU OUTSMART CHANGE

Join the business revolution with GM Envolve.

Get advanced, comprehensive and connected solutions from a single, trusted source. GM Envolve brings together the commercial products and services General Motors offers to be most efficient and effective in aligning to your needs.

From data insights to EV readiness solutions, take advantage of our wide variety of programs and services to help you get the most out of your fleet.

Begin your fleet partnership with GM Envolve today.





2024 Chevrolet Equinox EV shown.

The variety you want with the quality and reliability you need.



Chevrolet offers a diverse lineup of cars, trucks, crossovers and SUVs to keep your business moving forward. Designed with safety and endurance in mind, you can trust a Chevrolet vehicle to get the job done again and again.



2025 Chevrolet Trailblazer

2025 Chevrolet Blazer

2025 Chevrolet Tahoe

2025 Chevrolet Suburban

U.S. models shown with optional equipment.



2025 Chevrolet Colorado

2025 Chevrolet Silverado 1500

2025 Chevrolet Silverado 2500 HD

2024 Chevrolet Express Passenger Van



Explore our complete GM Envolv lineup at gmenvolve.ca.

GMC



2024 GMC Terrain shown.

**Expertly built for
durability and
performance.**



GMC has a large selection of trucks, SUVs and vans to meet your business needs. Whether you're hauling heavy cargo or keeping your business running while on the road, GMC vehicles let you drive with confidence so you can stay focused on driving your business.

U.S. models shown with optional equipment.



2024 GMC Terrain



2025 GMC Acadia



2024 GMC Yukon



2024 GMC Yukon XL



2025 GMC HUMMER EV Pickup



2025 GMC Sierra 1500



2025 GMC Sierra 2500 Heavy Duty



2025 Savana Passenger Van



Discover everything
GM Envolv has to offer
your business at
gmenvolve.ca.



2025 Buick Envista shown.

First-class comfort designed to get the job done.



Give your fleet the capability of SUVs that are ready to take on passengers, cargo and your next job. With more efficient small and compact choices to a powerful midsize option, Buick vehicles offer you plenty of seating, cargo space and smart features to get the job done.

U.S. models shown with optional equipment.



2025 Buick Envista



2025 Buick Encore GX



2025 Buick Envision



2025 Buick Enclave



Explore the current lineup of premium GM Envolv vehicles at gmenvolve.ca.



2024 Cadillac XT5 shown.

Iconic luxury
crafted with power
you can feel.



Add class and comfort to your fleet with Cadillac. Tailored with sophisticated detail and design, Cadillac vehicles can take on your next job with style and satisfaction through powerful engineering paired with refined technology.

U.S. models shown with optional equipment.



2024 All-Electric Cadillac LYRIQ



2025 Cadillac CT4



2025 Cadillac CT5



2024 Cadillac XT4



2025 Cadillac XT5



2024 Cadillac XT6



2024 Cadillac Escalade



2024 Cadillac Escalade ESV



Discover the full luxury
vehicle collection from
GM Envolv at
gmenvolve.ca.

CONNECTIVITY & INSIGHTS THAT KEEP YOUR BUSINESS MOVING FORWARD



MAKE MANAGING YOUR FLEET EASIER.

Connect, protect and get the most out of your fleet with OnStar®. Access safety services, vehicle insights, API and data insights, and provide your workforce Wi-Fi® connectivity with built-in vehicle features. No matter how your business operates, there are options that can meet your needs simply by leveraging connected data from your vehicles, so you can be more effective at optimizing your bottom line.

Start turning your insights into action with OnStar.

Provide Peace of Mind

Protect your people and assets with a variety of connectivity features like Automatic Crash Response³², Stolen Vehicle Assistance³³ and In-Vehicle Coaching³⁴.

Optimize Operations

Review trip history and vehicle idle time details to make sure vehicles are operating as efficiently as possible.

Monitor Maintenance

Receive diagnostic information, such as low oil life and other vehicle health details.

Conquer Charging

Easily locate charge stations on the same map view as your fleet vehicles.

PARTS & SERVICE PROGRAMS TO MAXIMIZE UPTIME



Being a GM Envolve customer gives you access to a variety of parts and service programs that can help keep your fleet more efficient and productive, no matter how you service your vehicles. From support tools to information about limited warranties and vehicle maintenance contracts, there's help available every step of the way.

Gain Access to Our Specialized Dealer Network

Designed to help meet your fleet needs, General Motors is proud of our wide array of brands and services. With a nationwide network of more than 460 dealerships, fleets will be able to take advantage of GM's size to meet their service needs.

Nationwide Dedicated Business Elite Dealers

Our commercially focused Business Elite Dealer Network can accommodate your unique needs with extended service hours, custom bays made for big vehicles with upfits and technicians specially trained for your fleet's needs.

Find Quality Parts You Can Count On

GM Genuine Parts and ACDelco Original Equipment are designed specifically to the precise engineering of Chevrolet, Buick, GMC and Cadillac vehicles. Plus, we offer ACDelco Gold and Silver parts for all your aftermarket needs.

ACDelco Parts

Get parts you can depend on with GM Genuine Parts and ACDelco. These are original equipment parts installed on GM Envolve vehicles during production. Each component is designed, engineered and rigorously tested to the highest standard and backed by General Motors.



Electric Vehicles



CLICK VEHICLE NAME BELOW TO SEE SPECIFICATIONS 



U.S. model shown with optional equipment.

CHEVROLET EQUINOX EV

[View Full Details](#)

Overall length	4840 mm [190.5 in.]
Overall width (w/ mirrors folded)	1954 mm [76.9 in.]
Overall height	1646 mm [64.8 in.]
Max. seating capacity	5
Head room (front/rear)	994 mm/978 mm [39.1 in./38.4 in.]
Shoulder room (front/rear)	1489 mm/1408 mm [58.6 in./55.4 in.]
Leg room (front/rear)	1058 mm/965 mm [41.6 in./38.0 in.]
Max. cargo volume ¹ (w/ rear seats folded)	Up to 1619.9 L [57.2 cu. ft.]
Max. trailering capacity ² on a properly equipped vehicle	Up to 680 kg [1,500 lbs.]



CLICK VEHICLE NAME BELOW TO SEE SPECIFICATIONS 



U.S. model shown with optional equipment.

CHEVROLET BLAZER EV

[View Full Details](#)

Overall length	4883 mm [192.2 in.]
Overall width (w/o mirrors)	1982 mm [78.0 in.]
Overall height	1651 mm [65.0 in.]
Max. seating capacity	5
Head room (front/rear)	1038 mm/968 mm [40.8 in./38.1 in.]
Shoulder room (front/rear)	1491 mm/1482 mm [58.7 in./58.3 in.]
Leg room (front/rear)	1123 mm/989 mm [44.2 in./38.9 in.]
Max. cargo volume ¹ (w/ second row folded)	Up to 1673.7 L [59.1 cu. ft.]
Max. trailering capacity ² on a properly equipped vehicle	Up to 1588 kg [3,500 lbs.] (RWD models)



CLICK VEHICLE NAME BELOW TO SEE SPECIFICATIONS 



U.S. model shown with optional equipment.

CHEVROLET SILVERADO EV

[View Full Details](#)

Overall length	5921 mm [233.1 in.]
Overall width (w/o mirrors)	2129 mm [83.8 in.]
Overall height	1999 mm [78.7 in.]
Max. seating capacity	5
Head room (front/rear)	1115 mm/983 mm [43.9 in./38.7 in.]
Shoulder room (front/rear)	1648 mm/1621 mm [64.9 in./63.8 in.]
Leg room (front/rear)	1138 mm/1125 mm [44.8 in./44.3 in.]
Max. eTrunk™ volume ¹	Up to 303 L [10.7 cu. ft.]
Max. trailering capacity ² on a properly equipped vehicle	Up to 5670 kg [12,500 lbs.]



CLICK VEHICLE NAME BELOW TO SEE SPECIFICATIONS 



2024 U.S. model shown with optional equipment.

GMC SIERRA EV DENALI

[View Full Details](#)

Cabs/configurations	Crew
Box length	1524 mm [5' 11"]
Wheelbase	3700 mm [146 in.]
Overall length	5929 mm [233.4 in.]
Max. seating capacity	5
Max. payload ¹⁹	TBD kg [TBD lbs.]
Max. trailering capacity ² on a properly equipped vehicle	4536 kg [10,000 lbs.]
Max. GVWR ²⁰	4763 kg [10,500 lbs.]
Wheel size	24 in.



CLICK VEHICLE NAME BELOW TO SEE SPECIFICATIONS 



U.S. model shown with optional equipment.

CHEVROLET BRIGHTDROP 400

[View Full Details](#)

Wheelbase	3890 mm [153 in.]
Overall length	6061 mm [238.6 in.]
Overall width (w/o mirrors)	2271 mm [89.4 in.]
Overall height (w/o roof antenna)	2774 mm [109.2 in.] (FWD) 2772 mm [109.1 in.] (AWD)
Cargo floor (height to ground)	690 mm [27.1 in.]
Internal cargo area length (in.)	2985 mm [117.5 in.]
Internal cargo area width, wall to wall (in.)	2125 mm [83.6 in.]
Max. cargo capacity ¹	Up to 11669.4 L [412.1 cu. ft]
Max. payload ¹⁹	1683 kg [3,710 lbs.] (FWD) 1579 kg [3,840 lbs.] (AWD)
Max. GVWR ²⁰	4990 kg [11,000 lbs.]



CLICK VEHICLE NAME BELOW TO SEE SPECIFICATIONS 



U.S. model shown with optional equipment.

CHEVROLET BRIGHTDROP 600

[View Full Details](#)

Wheelbase	4660 mm [183.0 in.]
Overall length	7366 mm [290.0 in.]
Overall width (w/o mirrors)	2198 mm [86.5 in.]
Overall height (w/o roof antenna)	2765 mm [108.8 in.] (FWD) 2763 mm [108.7] (AWD)
Cargo floor (height to ground)	670 mm [26.3 in.]
Internal cargo area length (in.)	4290 mm [168.9 in.]
Internal cargo area width, wall to wall (in.)	2125 mm [83.6 in.]
Max. cargo capacity ¹	Up to 17406.4 L [614.7 cu. ft.]
Max. payload ¹⁹	1520 kg [3,350 lbs.] (FWD) 1420 kg [3,130 lbs.] (AWD)
Max. GVWR ²⁰	4990 kg [11,000 lbs.]




2025 CHEVROLET EQUINOX EV

AVAILABLE MODELS

LT FWD or Dual Motor AWD	2LT
RS FWD or Dual Motor AWD	2RS

EXTERIOR COLOURS



NOTE: Availability varies by trim level, and select colours may require additional charges. See Order Guide for details.

U.S. model shown with optional equipment.

[ELECTRIC OVERVIEW](#)

HIGHLIGHTS



UP TO
TBD KM
[TBD MILES]
Available GM-Estimated Electric Range on a Full Charge⁴ (FWD Models)



STANDARD
17.7-INCH
Diagonal Advanced Colour LCD Display



UP TO
680 KG
[1,500 LBS.]
Max. Trailering Capacity²



KEY STANDARD FEATURES

Features based on LT FWD model with 2LT equipment group.

SAFETY + SECURITY

- Adaptive Cruise Control⁵
- Blind Zone Steering Assist⁵
- Buckle to Drive⁵
- Enhanced Automatic Emergency Braking⁵
- Enhanced Lane Keep Assist with Lane Departure Warning⁵
- Following Distance Indicator⁵
- Forward Collision Alert⁵
- Front Pedestrian and Bicyclist Braking⁵
- HD Surround Vision⁵
- IntelliBeam[®] auto high beam control⁵
- Intersection Automatic Emergency Braking⁵
- Rear Cross Traffic Braking⁵
- Rear Park Assist⁵
- Rear Pedestrian Alert⁵
- Reverse Automatic Braking⁵
- Safety Alert Seat⁵
- Side Bicyclist Alert⁵

PERFORMANCE

- Battery system
- At-home, 11.5-kW Level 2 (AC) charging capability⁶
- DC fast charging for public charging rates up to 150 kW⁷ (requires use of public DC fast chargers, which are very limited in Canada and may not be available in certain areas)
- Dual Level Charge Cord, 120- and 240-volt capability
- Electronic Precision Shift
- FWD propulsion system

PRODUCTIVITY + DRIVE EXPERIENCE

- Built-in Wi-Fi[®] hotspot⁸ (data plan required)
- 6-speaker audio system
- 8-way power driver seat with power lumbar and 4-way manual passenger seat
- 11-inch diagonal Driver Information Centre
- 12-volt power outlets (2)
- 17.7-inch diagonal advanced colour LCD display with Google built-in⁹ compatibility and navigation system through Google built-in⁹ compatibility (subscription[s] required for full functionality)
- 60/40 split-folding rear seats
- Auto heated, wrapped steering wheel
- Carpeted floor mats, front and rear

- Deep-tinted glass
- Embedded OnStar[®] hardware, plus 8 years of OnStar Fleet Basics and 3 years of Navigation and Voice Assistance¹¹
- Heated front seats
- LED headlamps, taillamps and Daytime Running Lamps
- Rear Seat Reminder¹²
- Recovery hooks¹³, front and rear
- Remote Start
- Single-zone automatic climate control
- SiriusXM^{®14} with 360L¹⁵
- USB ports¹⁶ (4)

KEY AVAILABLE FEATURES

Optional features vary by trim level and may require the purchase of a package. See Order Guide for details.

- At-home, 19.2-kW Level 2 (AC) charging capability²⁸
- AutoSense power liftgate
- Dual Motor AWD
- Dual-panel, power-sliding panoramic sunroof with power sunshade
- Dual-zone automatic climate control
- Enhanced Automatic Parking Assist⁵
- Heated, power-adjustable, manual-folding outside mirrors
- Heated wiper park
- Hitch Guidance⁵ with Hitch View⁵
- Rear Camera Mirror with washer⁵
- Roof rails
- Super Cruise^{®17} driver assistance capability (subscription required³⁵)
- Trailering provisions²
- Two-tone roof
- Universal Home Remote
- Ventilated front seats
- Wireless compatible device charging²⁶

At the time of printing. Check vehicle Order Guide at time of vehicle order.

2025 CHEVROLET BLAZER EV

AVAILABLE MODELS

LT Dual Motor AWD	4LT
RS RWD (late availability)	2RS
RS Dual Motor AWD	3RS

EXTERIOR COLOURS



NOTE: Availability varies by trim level, and select colours may require additional charges. See Order Guide for details.

U.S. model shown with optional equipment.

HIGHLIGHTS



STANDARD
17.7-INCH
Diagonal Touch-Screen Display



STANDARD
DUAL LEVEL
Charge Cord with 120- and 240-Volt Capability



AVAILABLE UP TO
455 KM [283 MILES]
GM-Estimated Electric Range on a Full Charge⁴ with Dual Motor AWD Models



KEY STANDARD FEATURES

Features based on LT Dual Motor AWD model with 4LT equipment group.

SAFETY + SECURITY

- Adaptive Cruise Control⁵
- Blind Zone Steering Assist⁵
- Buckle to Drive⁵
- Chevrolet Safety Assist, includes Automatic Emergency Braking⁵, Front Pedestrian Braking⁵, Lane Keep Assist with Lane Departure Warning⁵, Following Distance Indicator⁵, Forward Collision Alert⁵ and IntelliBeam[®] auto high beam control⁵
- Enhanced Automatic Emergency Braking⁵
- Front Pedestrian and Bicyclist Braking⁵
- HD Surround Vision⁵
- Hitch Guidance⁵ with Hitch View⁵
- Intersection Automatic Emergency Braking⁵
- Rear Cross Traffic Braking⁵
- Rear Park Assist⁵
- Rear Pedestrian Alert⁵
- Reverse Automatic Braking⁵
- Safety Alert Seat⁵
- Side Bicyclist Alert⁵

PERFORMANCE

- 85-kWh Battery System (GM-estimated 455 km [283 miles] of range⁴ LT Dual Motor AWD/RS Dual Motor AWD)
- Drive system, Dual Motor AWD
- At-home, 11.5-kW Level 2 (AC) charging capability⁶
- DC fast charging for public charging rates up to 150 kW⁷ (requires use of public DC fast chargers, which are very limited in Canada and may not be available in certain areas)
- Dual Level Charge Cord, 120- and 240-volt capability
- Electronic Precision Shift
- StabiliTrak[®] Electronic Stability Control System

PRODUCTIVITY + DRIVE EXPERIENCE

- Built-in Wi-Fi[®] hotspot⁸ (data plan required)
- 6-speaker audio system
- 11-inch diagonal Driver Information Centre
- 12-volt power outlet
- 60/40 split fold-flat rear seat
- Auto-dimming inside rearview mirror
- AutoSense power liftgate
- Cargo tie-downs
- Carpeted floor mats

- Embedded OnStar[®] hardware, plus 8 years of OnStar Fleet Basics and 3 years of Navigation and Voice Assistance¹¹
- Google built-in⁹ compatibility (subscription[s] required for full functionality) with 17.7-inch diagonal advanced colour LCD display
- Heated, 8-way power driver and 6-way power front passenger seat
- Heated, power-adjustable, power-folding outside mirrors
- Heated, wrapped steering wheel
- Keyless Open
- Remote Start
- Available SiriusXM^{®14} with 360L¹⁵
- Trailer wiring provisions²
- USB ports¹⁶ (5)
- Wireless compatible device charging²⁶

KEY AVAILABLE FEATURES

Optional features vary by trim level and may require the purchase of a package. See Order Guide for details.

- 102-kWh Battery System (GM-estimated TBD km [TBD miles] of range⁴ for RS RWD)
- Drive system, rear-wheel drive (RWD)
- DC fast charging for public charging rates up to 190 kW²⁹ (RS RWD) (requires use of public DC fast chargers, which are very limited in Canada and may not be available in certain areas)
- Bose premium 8-speaker audio system
- Dual-pane power panoramic sunroof with power sunshade
- Dual-zone automatic climate control
- Head-Up Display
- Heated, rear outboard passenger seat cushions
- Heated wiper park
- Memory settings for driver seat and outside mirrors
- Rainsense[™] front wipers
- Rear Camera Mirror⁵ with washer
- Super Cruise^{®17} driver assistance capability (subscription required³⁵)
- Universal Home Remote
- Ventilated front seats


At the time of printing. Check vehicle Order Guide at time of vehicle order.

2025 CHEVROLET SILVERADO EV

AVAILABLE MODELS

Work Truck	2WT/5WT/8WT
LT	3LT
RST	2SP/3SP

EXTERIOR COLOURS



NOTE: Availability varies by trim level, and select colours may require additional charges. See Order Guide for details.

U.S. model shown with optional equipment.

[ELECTRIC OVERVIEW](#)

HIGHLIGHTS



AVAILABLE
DUAL LEVEL
Charge Cord with
120- and 240-Volt
Capability



UP TO
5670 KG
[12,500 LBS.]
Max. Trailering Capacity²



AVAILABLE UP TO
792 KM
[492 MILES]
GM-Estimated Electric
Range on a Full Charge⁴
on 8WT Models



KEY STANDARD FEATURES

Features based on Work Truck model with 2WT equipment group.

SAFETY + SECURITY

- Adaptive Cruise Control⁵
- Blind Zone Steering Assist⁵
- Buckle to Drive⁵
- Enhanced Automatic Emergency Braking⁵
- Following Distance Indicator⁵
- Forward Collision Alert⁵
- Front Pedestrian and Bicyclist Braking⁵
- HD Surround Vision⁵ with Trailer View Camera Provisions
- Hitch Guidance⁵ with Hitch View⁵
- IntelliBeam[®] auto high beam control⁵
- Intersection Automatic Emergency Braking⁵
- Lane Keep Assist⁵ with Lane Departure Warning⁵
- Rear Cross Traffic Braking⁵
- Rear Park Assist⁵
- Rear Pedestrian Alert⁵
- Reverse Automatic Braking⁵
- Safety Alert Seat⁵
- Side Bicyclist Alert⁵

PERFORMANCE

- Battery, Standard Range
- Dual Motor 4WD
- 4-wheel Duralife[®] antilock disc brakes with regenerative capability
- Electronic Precision Shift with Low selection for One-Pedal Driving²¹ capability
- Level 2 (AC) charge rates up to 11.5 kW⁶
- StabiliTrak[®] Electronic Stability Control System with Proactive Roll Avoidance and Traction Control, includes electronic Trailer Sway Control and Hill Start Assist

PRODUCTIVITY + DRIVE EXPERIENCE

- Built-in Wi-Fi[®] hotspot⁸ (data plan required)
- 6-way manual driver seat and 4-way manual front passenger seat
- 4-wheel independent suspension with premium ride and handling
- 6-speaker audio system
- 11.3-inch diagonal advanced colour LCD display with Google built-in⁹ compatibility (subscription[s] required for full functionality) and 8-inch diagonal Driver Information Centre
- 12-volt power outlet, front console

- 60/40-split folding bench rear seats
- 120-volt power outlet, bed-mounted
- Deep-tinted glass
- Dual-zone automatic climate control
- Embedded OnStar[®] hardware, plus 8 years of OnStar Fleet Basics and 3 years of Navigation and Voice Assistance¹¹
- EZ-Lift manual tailgate
- Heated power-adjustable, manual-folding outside mirrors
- LED Cargo Area Lighting with switch on instrument panel
- LED headlamps, taillamps and Daytime Running Lamps
- Rear Seat Reminder¹²
- Remote Start with pre-conditioning
- SiriusXM^{®14} with 360L¹⁵
- Trailer Information Label
- USB ports¹⁶ (4)

KEY AVAILABLE FEATURES

Optional features vary by trim level and may require the purchase of a package. See Order Guide for details.

- Battery, Extended Range and Max Range
- 14-inch multi-colour Head-Up Display
- 17.7-inch diagonal advanced colour LCD display with Google built-in⁹ compatibility (subscription[s] required for full functionality) and 11-inch diagonal Driver Information Centre
- Bed View Camera⁵
- Chevytec spray-on bedliner³⁹
- DC fast charging for public charging rates up to 350 kW³¹ (requires use of public DC fast chargers, which are very limited in Canada and may not be available in certain areas)
- Dual Level Charge Cord, 120- and 240-volt capability
- Enhanced Automatic Parking Assist⁵
- Level 2 (AC) charge rates up to 19.2 kW²⁸
- Multi-Flex Midgate with passthrough
- Multi-Flex Tailgate with six functional load/access features
- Paint protector film
- Power Hood
- Rear Camera Mirror⁵
- Super Cruise^{®17} driver assistance capability (subscription required³⁵)
- Wireless compatible device charging²⁶

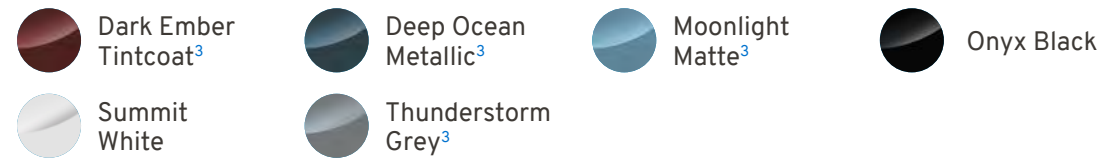
At the time of printing. Check vehicle Order Guide at time of vehicle order.

2025 GMC SIERRA EV DENALI

AVAILABLE MODELS

EV Denali 5SC/5SD

EXTERIOR COLOURS



NOTE: Availability varies by trim level, and select colours may require additional charges. See Order Guide for details.

2024 U.S. model shown with optional equipment.

[ELECTRIC OVERVIEW](#)

HIGHLIGHTS



STANDARD
POWER STATION PRO
With Available 10.2 kW⁴⁶ Off-Boarding Power



AVAILABLE UP TO
TBD KM [TBD MILES]
GM-Estimated Electric Range on a Full Charge⁴



UP TO
4536 KG [10,000 LBS.]
GM-Estimated Max. Trailering Capacity²



KEY STANDARD FEATURES

Features based on EV Denali model with 5SC equipment group.

SAFETY + SECURITY

- Adaptive Cruise Control⁵
- Bed View Camera⁵
- Blind Zone Steering Assist with Trailering⁵
- Buckle to Drive⁵
- Driver Attention Assist⁵
- Enhanced Automatic Emergency Braking⁵
- Following Distance Indicator⁵
- Forward Collision Alert⁵
- Front Pedestrian and Bicyclist Braking⁵
- HD Surround Vision⁵ with Trailer View Camera Provisions
- Hitch Guidance⁵ with Hitch View⁵
- IntelliBeam[®] auto high beam control⁵
- Intersection Automatic Emergency Braking⁵
- Rear Camera Mirror⁵
- Rear Cross Traffic Braking⁵
- Rear Pedestrian Alert⁵
- Reverse Automatic Braking⁵
- Safety Alert Seat⁵
- Side Bicyclist Alert⁵

PERFORMANCE

- Battery, Extended Range
- Dual Motor 4WD
- 4-wheel Duralife[®] antilock disc brakes with regenerative capability
- 4-wheel electronic steering with CrabWalk diagonal-drive functionality at low speeds⁴⁵
- DC fast charging for public chargers rates up to 350 kW³¹ (requires use of public DC fast chargers, which are very limited in Canada and may not be available in certain areas)
- Electronic Precision Shift with Low selection for One-Pedal Driving²¹ capability
- StabiliTrak[®] Electronic Stability Control System with Proactive Roll Avoidance and Traction Control, includes electronic Trailer Sway Control and Hill Start Assist

PRODUCTIVITY + DRIVE EXPERIENCE

- Built-in Wi-Fi[®] hotspot⁸ (data plan required)
- 8-way power driver and front passenger seat
- 7-speaker Bose premium audio system with subwoofer
- 12-volt power outlet, front console
- 14-inch multi-colour Head-Up Display
- 16.8-inch diagonal advanced colour LCD display with Google built-in⁹ compatibility (subscription[s] required for full functionality) and 11-inch diagonal Driver Information Centre
- 60/40 folding rear bench seat

- 120-volt power outlets, on the back of floor console and 4 bed-mounted
- 240-volt power outlet, bed-mounted
- Carpeted floor covering
- Deep-tinted glass
- Embedded OnStar[®] hardware, plus 8 years of OnStar Fleet Basics and 3 years of Navigation and Voice Assistance¹¹
- EZ-Lift manual tailgate
- Heated front- and second-row outboard seats
- Heated power-adjustable, manual-folding outside mirrors
- LED Cargo Area Lighting with switch on instrument panel
- LED headlamps, taillamps and Daytime Running Lamps
- MultiPro Midgate with passthrough
- MultiPro Tailgate with six functional load/access features
- Panoramic fixed glass roof
- Power door locks
- Power Hood
- Power Station Pro (10.2 kW⁴⁶ Off-Boarding Power), requires a plug to charge port plug
- ProGrade Trailering System²
- Rear Seat Reminder¹²
- Remote Keyless Entry, includes 2 key fob transmitters
- Remote Start with pre-conditioning
- SiriusXM^{®14} with 360L¹⁵

- Spray-on bedliner³⁹
- Super Cruise^{®17} driver assistance capability (subscription required³⁵)
- Trailer Tire Pressure Monitoring System (excludes spare tire)
- Universal Home Remote
- USB ports¹⁶ (3)
- Ventilated front seats
- Wireless compatible device charging²⁶

KEY AVAILABLE FEATURES

Optional features vary by trim level and may require the purchase of a package. See Order Guide for details.

- Battery, Max Range
- Dual Level Charge Cord, 120- and 240-volt capability
- Paint protector film
- Vinyl tonneau cover with integrated support bows

At the time of printing. Check vehicle Order Guide at time of vehicle order.

2025 CHEVROLET BRIGHTDROP 400/600

AVAILABLE MODELS

BrightDrop 400 FWD or AWD	EJZ/EJY
BrightDrop 600 FWD or AWD	EJZ/EJY

EXTERIOR COLOURS



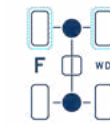
Oyster White

NOTE: Availability varies by trim level, and select colours may require additional charges. See Order Guide for details.

U.S. models shown with optional equipment.

[ELECTRIC OVERVIEW](#)

HIGHLIGHTS



ALL-NEW
FWD
Driving Option



AVAILABLE UP TO
437 KM
[272 MILES]
GM-Estimated Electric Range on a Full Charge⁴
(AWD Models with Max Range Battery)



UP TO
17406.4 L
[614.7 CU. FT.]
Max. Cargo Volume with BrightDrop 600¹

KEY STANDARD FEATURES

Features based on BrightDrop 400/600 FWD model with EJZ equipment group.

SAFETY + SECURITY

- Adaptive Cruise Control⁵
- Blind Zone Steering Assist⁵
- Buckle to Drive⁵
- Enhanced Automatic Emergency Braking⁵
- Following Distance Indicator⁵
- Forward Collision Alert⁵
- Front and Rear Park Assist⁵
- Front Pedestrian and Bicyclist Braking⁵
- HD Surround Vision⁵
- IntelliBeam[®] auto high beam control⁵
- Intersection Automatic Emergency Braking⁵
- Lane Keep Assist with Lane Departure Warning⁵
- Rear Cross Traffic Braking⁵
- Reverse Automatic Braking⁵
- Safety Alert Seat⁵
- Step Bumper View⁵

PERFORMANCE

- Battery system with up to 267 km [166 miles] GM-estimated electric range on a full charge⁴
- 400-volt DC fast charging for rates up to 120 kW³⁷ (requires use of public DC fast chargers, which are very limited in Canada and may not be available in certain areas)
- 11.5-kW Level 2 (AC) charging capability⁶
- 12-volt battery with rundown protection, 800 cold-cranking amps with 80 amp-hour rating
- Auto Vehicle Hold
- Electronic Precision Shift
- FWD propulsion system
- One-Pedal Driving²¹ capability

PRODUCTIVITY + DRIVE EXPERIENCE

- Built-in Wi-Fi[®] hotspot⁸ (data plan required)
- 6-way manual driver bucket seat
- 11-inch diagonal Driver Information Centre
- 11.3-inch diagonal advanced colour LCD display with Google built-in⁹ compatibility and navigation system through Google built-in⁹ compatibility (subscription[s] required for full functionality)
- 12-volt power outlets
- 110-volt power outlets in upper instrument panel and on cargo area bulkhead wall
- All-weather durable front cabin flooring and composite, anti-slip, high-durability floor covering in cargo area

- Automatic climate control
- Cargo tie-downs
- Delivery Mode
- Embedded OnStar[®] hardware, plus 8 years of OnStar Fleet Basics and 3 years of Navigation and Voice Assistance¹¹
- Heated driver seat
- Heated, power-adjustable, manual-folding outside mirrors with puddle lamps
- Heated, urethane steering wheel with manual tilt and telescoping column
- LED cargo area lighting (2), motion sensing
- LED headlamps, taillamps, interior lighting and Daytime Running Lamps
- Manual bulkhead door
- Push Button Start
- Rainsense[™] front wipers
- Roll-up cargo door
- Upfitter provisions²⁷
- USB ports¹⁶ (2)
- Wireless Apple CarPlay^{®22} and Android Auto^{™23} compatibility

KEY AVAILABLE FEATURES

Optional features vary by trim level and may require the purchase of a package. See Order Guide for details.

- 17-inch Black-painted steel wheels
- 19.2-kW Level 2 (AC) charging capability²⁸
- 104.6 kph [65 mph] vehicle speed governor
- 120.7 kph [75 mph] vehicle speed governor
- Up to 437 km [272 miles] GM-estimated electric range⁴ on a full charge (AWD models with Max Range Battery)
- AWD propulsion system
- Mechanical jack with tools
- Spare tire, all-season, blackwall
- Translucent cargo area roof

At the time of printing. Check vehicle Order Guide at time of vehicle order.



Car/SUV



U.S. model shown with optional equipment.



CLICK VEHICLE NAME BELOW TO SEE SPECIFICATIONS 



U.S. model shown with optional equipment.

CHEVROLET MALIBU

[View Full Details](#)

Overall length	4933 mm [194.2 in.]
Overall width (w/o mirrors)	1854 mm [73 in.]
Overall height	1455 mm [57.3 in.]
Max. seating capacity	5
Head room (front/rear)	993 mm/952 mm [39.1 in./37.5 in.]
Shoulder room (front/rear)	1486 mm/1450 mm [58.5 in./57.1 in.]
Leg room (front/rear)	1054 mm/968 mm [41.5 in./38.1 in.]
Trunk volume ¹	Up to 444.6 L [15.7 cu. ft.]



CLICK VEHICLE NAME BELOW TO SEE SPECIFICATIONS 



U.S. model shown with optional equipment.

CHEVROLET TRAX

[View Full Details](#)

Overall length	4536 mm [178.6 in.]
Overall width (w/o mirrors)	1824 mm [71.8 in.]
Overall height	1560 mm [61.4 in.] (LS/1RS) 1567 mm [61.7 in.] (LT/2RS/ACTIV)
Max. seating capacity	5
Head room (front/rear)	1006 mm/968 mm [39.6 in./38.1 in.]
Shoulder room (front/rear)	1415 mm/1379 mm [55.7 in./54.3 in.]
Leg room (front/rear)	1064 mm/983 mm [41.9 in./38.7 in.]
Max. cargo volume ¹	Up to 1531 L [54.1 cu. ft.] (with rear seats folded)



CLICK VEHICLE NAME BELOW TO SEE SPECIFICATIONS 




U.S. model shown with optional equipment.

CHEVROLET EQUINOX

[View Full Details](#)

Overall length	4653 mm [183.2 in.]
Overall width	1902 mm [74.9 in.]
Overall height	1666 mm [65.6 in.]
Max. seating capacity	5
Head room (front/rear)	1016 mm/996 mm [40.0 in./39.2 in.]
Head room w/ sunroof (front/rear)	970 mm/960 mm [38.2 in./37.8 in.]
Shoulder room (front/rear)	1466 mm/1417 mm [57.7 in./55.8 in.]
Leg room (front/rear)	1039 mm/1013 mm [40.9 in./39.9 in.]
Max. cargo volume ¹ (w/ second row folded)	Up to 1798.3 L [63.5 cu. ft.]
Max. trailering capacity ² on a properly equipped vehicle	Up to 680.3 kg [1,500 lbs.]



CLICK VEHICLE NAME BELOW TO SEE SPECIFICATIONS 



U.S. model shown with optional equipment.

GMC ACADIA

[View Full Details](#)

Overall length	5181 mm [203.9 in.]
Overall width (w/o mirrors)	2021 mm [79.5 in.] (Elevation/Denali) 2031 mm [79.9 in.] (AT4)
Overall height (w/ luggage rack)	1803 mm [70.9 in.] (Elevation) 1830 mm [72.0 in.] (AT4) 1815 mm [71.4 in.] (Denali)
Max. seating capacity	8
Head room (1st/2nd/3rd)	1082 mm/1017 mm/971 mm [42.6 in./40.0 in./38.2 in.]
Shoulder room (1st/2nd/3rd)	1575 mm/1575 mm/1472 mm [62.0 in./62.0 in./57.9 in.]
Leg room (1st/2nd/3rd)	1125 mm/1053 mm/816 mm [44.2 in./41.4 in./32.1 in.]
Max. cargo volume ¹ (w/ second and third rows folded)	Up to 2761.2 L [97.5 cu. ft.]
Max. trailering capacity ² on a properly equipped vehicle	Up to 2268 kg [5,000 lbs.]



CLICK VEHICLE NAME BELOW TO SEE SPECIFICATIONS 



2024 U.S. model shown with optional equipment.

CHEVROLET TRAVERSE

[View Full Details](#)

Overall length	5194 mm [204.4 in.] (LT/RS) 5200 mm [204.7 in.] (Z71)
Overall width (w/o mirrors)	2021 mm [79.5 in.] (LT/RS) 2031 mm [79.9 in.] (Z71)
Overall height	1767 mm [69.5 in.] (LT/RS) 1795 mm [70.6 in.] (Z71)
Max. seating capacity	8
Head room (1st/2nd/3rd)	1082 mm/1015 mm/972 mm [42.6 in./39.9 in./38.2 in.]
Shoulder room (1st/2nd/3rd)	1582 mm/1579 mm/1466 mm [62.2 in./62.1 in./57.7 in.]
Leg room (1st/2nd/3rd)	1125 mm/1053 mm/816 mm [44.2 in./41.4 in./32.1 in.]
Max. cargo volume ¹ (w/ second and third rows folded)	Up to 2764 L [97.6 cu. ft.]
Max. trailering capacity ² on a properly equipped vehicle	Up to 2268 kg [5,000 lbs.]



CLICK VEHICLE NAME BELOW TO SEE SPECIFICATIONS 



U.S. model shown with optional equipment.

CHEVROLET TAHOE

[View Full Details](#)

Overall length	5367 mm [211.3 in.]
Overall width (w/o mirrors)	2060 mm [81.1 in.]
Overall height	1925 mm [75.8 in.] (2WD) 1928 mm [75.9 in.] (4WD)
Max. seating capacity	Up to 9
Head room (1st/2nd/3rd)	1074 mm/988 mm/970 mm [42.3 in./38.9 in./38.2 in.]
Shoulder room (1st/2nd/3rd)	1664 mm/1641 mm/1593 mm [65.5 in./64.6 in./62.7 in.]
Leg room (1st/2nd/3rd)	1130 mm/1067 mm/886 mm [44.5 in./42 in./34.9 in.]
Max. cargo volume ¹ (w/ second and third rows folded)	Up to 3474.9 L [122.7 cu. ft.]
Max. trailering capacity ² on a properly equipped vehicle	Up to 3810 kg [8,400 lbs.]

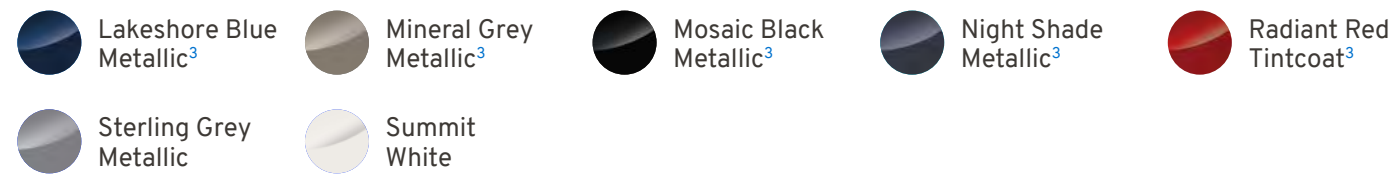


2025 CHEVROLET MALIBU

AVAILABLE MODELS

LS	1LS
1LT	1LT

EXTERIOR COLOURS



NOTE: Availability varies by trim level, and select colours may require additional charges. See Order Guide for details.

U.S. model shown with optional equipment.

CAR/SUV OVERVIEW

HIGHLIGHTS



STANDARD
8-INCH
Diagonal Colour
Touch-Screen



STANDARD
1.5L TURBO
Engine



60/40
Split-Folding Rear Seat



KEY STANDARD FEATURES

Features based on LS model with 1LS equipment group.

SAFETY + SECURITY

- Buckle to Drive⁵
- Chevrolet Safety Assist, includes Automatic Emergency Braking⁵, Front Pedestrian Braking⁵, Lane Keep Assist with Lane Departure Warning⁵, Following Distance Indicator⁵, Forward Collision Alert⁵ and IntelliBeam[®] auto high beam control⁵
- Rear Park Assist⁵
- Rear Vision Camera⁵
- Tire Pressure Monitoring System⁵ (excludes spare tire)

PERFORMANCE

- 1.5L Turbo engine (163 hp [122 kW]/184 lb.-ft. [248.4 Nm] of torque) with a Continuously Variable Transmission (CVT)
- 4-wheel antilock disc brakes with Duralife[®] brake rotors

PRODUCTIVITY + DRIVE EXPERIENCE

- Built-in Wi-Fi[®] hotspot⁸ (data plan required)
- 6-speaker audio system
- 6-way manual driver and front passenger seats
- 12-volt power outlet
- 60/40 split-folding rear seat
- Capless fuel fill
- Carpeted front and rear floor mats
- Chevrolet Infotainment 3²⁵ with 8-inch diagonal LCD colour touch-screen
- Cruise control⁵
- Embedded OnStar[®] hardware, plus 8 years of OnStar Fleet Basics¹¹
- Keyless Open, front doors, includes extended-range Remote Keyless Entry
- Keyless Start
- Power-adjustable outside mirrors
- Power windows with Express-Down
- Premium cloth seats

- Rear Seat Reminder¹²
- Remote Start
- Steering wheel-mounted controls for phone, audio and cruise
- Tilt/telescoping steering column
- Tire inflator kit
- Trunk cargo anchors
- Wireless Apple CarPlay^{®22} and Android Auto^{™23} compatibility

KEY AVAILABLE FEATURES

Optional features vary by trim level and may require the purchase of a package. See Order Guide for details.

- 8-way power driver seat with power lumbar
- Dual-pane power sunroof
- Dual-zone automatic climate control
- Heated front seats
- Heated outside mirrors
- Lane Change Alert with Side Blind Zone Alert⁵
- LED taillamps and Daytime Running Lamps
- Rear Cross Traffic Alert⁵
- Available SiriusXM^{®14}

At the time of printing. Check vehicle Order Guide at time of vehicle order.

2025 CHEVROLET EQUINOX EV

AVAILABLE MODELS

LT FWD or Dual Motor AWD	2LT
RS FWD or Dual Motor AWD	2RS

EXTERIOR COLOURS



NOTE: Availability varies by trim level, and select colours may require additional charges. See Order Guide for details.

U.S. model shown with optional equipment.

[ELECTRIC OVERVIEW](#)

HIGHLIGHTS



UP TO **TBD KM [TBD MILES]**
Available GM-Estimated Electric Range on a Full Charge⁴ (FWD Models)



STANDARD **17.7-INCH**
Diagonal Advanced Colour LCD Display



UP TO **680 KG [1,500 LBS.]**
Max. Trailering Capacity²



KEY STANDARD FEATURES

Features based on LT FWD model with 2LT equipment group.

SAFETY + SECURITY

- Adaptive Cruise Control⁵
- Blind Zone Steering Assist⁵
- Buckle to Drive⁵
- Enhanced Automatic Emergency Braking⁵
- Enhanced Lane Keep Assist with Lane Departure Warning⁵
- Following Distance Indicator⁵
- Forward Collision Alert⁵
- Front Pedestrian and Bicyclist Braking⁵
- HD Surround Vision⁵
- IntelliBeam[®] auto high beam control⁵
- Intersection Automatic Emergency Braking⁵
- Rear Cross Traffic Braking⁵
- Rear Park Assist⁵
- Rear Pedestrian Alert⁵
- Reverse Automatic Braking⁵
- Safety Alert Seat⁵
- Side Bicyclist Alert⁵

PERFORMANCE

- Battery system
- At-home, 11.5-kW Level 2 (AC) charging capability⁶
- DC fast charging for public charging rates up to 150 kW⁷ (requires use of public DC fast chargers, which are very limited in Canada and may not be available in certain areas)
- Dual Level Charge Cord, 120- and 240-volt capability
- Electronic Precision Shift
- FWD propulsion system

PRODUCTIVITY + DRIVE EXPERIENCE

- Built-in Wi-Fi[®] hotspot⁸ (data plan required)
- 6-speaker audio system
- 8-way power driver seat with power lumbar and 4-way manual passenger seat
- 11-inch diagonal Driver Information Centre
- 12-volt power outlets (2)
- 17.7-inch diagonal advanced colour LCD display with Google built-in⁹ compatibility and navigation system through Google built-in⁹ compatibility (subscription[s] required for full functionality)
- 60/40 split-folding rear seats
- Auto heated, wrapped steering wheel
- Carpeted floor mats, front and rear

- Deep-tinted glass
- Embedded OnStar[®] hardware, plus 8 years of OnStar Fleet Basics and 3 years of Navigation and Voice Assistance¹¹
- Heated front seats
- LED headlamps, taillamps and Daytime Running Lamps
- Rear Seat Reminder¹²
- Recovery hooks¹³, front and rear
- Remote Start
- Single-zone automatic climate control
- SiriusXM^{®14} with 360L¹⁵
- USB ports¹⁶ (4)

KEY AVAILABLE FEATURES

Optional features vary by trim level and may require the purchase of a package. See Order Guide for details.

- At-home, 19.2-kW Level 2 (AC) charging capability²⁸
- AutoSense power liftgate
- Dual Motor AWD
- Dual-panel, power-sliding panoramic sunroof with power sunshade
- Dual-zone automatic climate control
- Enhanced Automatic Parking Assist⁵
- Heated, power-adjustable, manual-folding outside mirrors
- Heated wiper park
- Hitch Guidance⁵ with Hitch View⁵
- Rear Camera Mirror with washer⁵
- Roof rails
- Super Cruise^{®17} driver assistance capability (subscription required³⁵)
- Trailering provisions²
- Two-tone roof
- Universal Home Remote
- Ventilated front seats
- Wireless compatible device charging²⁶

At the time of printing. Check vehicle Order Guide at time of vehicle order.

2025 CHEVROLET EQUINOX

AVAILABLE MODELS

LT FWD	1LT	ACTIV AWD	KDZ
LT AWD	2LT	RS AWD	2RS

EXTERIOR COLOURS



NOTE: Availability varies by trim level, and select colours may require additional charges. See Order Guide for details.

U.S. model shown with optional equipment.

[CAR/SUV OVERVIEW](#)

HIGHLIGHTS



UP TO
1798.3 L
[63.5 CU. FT.]
Max. Cargo Space¹ with
Rear Seat Folded



AVAILABLE
8-WAY
Power Front Seats



STANDARD
11.3-INCH
Diagonal Colour
Touch-Screen



KEY STANDARD FEATURES

Features based on LT FWD model with 1LT equipment group.

SAFETY + SECURITY

- Blind Zone Steering Assist⁵
- Buckle to Drive⁵
- Enhanced Automatic Emergency Braking⁵
- Enhanced Lane Keep Assist with Lane Departure Warning⁵
- Forward Collision Alert⁵
- HD Rear Vision Camera⁵
- Intersection Automatic Emergency Braking⁵
- Rear Cross Traffic Braking⁵
- Rear Park Assist⁵
- Reverse Automatic Braking⁵
- Safety Alert Seat⁵
- Side Bicyclist Alert⁵

PERFORMANCE

- 1.5L Turbo engine (175 hp [131.3 kW]/184 lb.-ft. [250 Nm] of torque) with Continuously Variable Transmission
- Front-wheel-drive system

PRODUCTIVITY + DRIVE EXPERIENCE

- Built-in Wi-Fi[®] hotspot⁸ (data plan required)
- 6-way manual driver seat and 4-way manual front passenger seat
- 11-inch diagonal Driver Information Centre
- 11.3-inch diagonal advanced colour high-contrast display with Google built-in⁹ compatibility (subscription[s] required for full functionality)
- 12-volt power outlet
- Active Noise Cancellation
- Carpeted floor mats, all rows
- Deep-tinted glass
- Embedded OnStar[®] hardware, plus 8 years of OnStar Fleet Basics¹¹
- Heated, 3-spoke tilt and telescopic steering wheel
- Heated front seats
- Heated, power-adjustable, manual-folding outside mirrors
- Keyless Open and Start
- LED headlamps and taillamps
- Liftgate, rear manual
- Rear Seat Reminder¹²

- Remote Start
- Single-zone automatic climate control
- SiriusXM^{®14}
- Wireless Apple CarPlay^{®22} and Android Auto^{™23} compatibility

KEY AVAILABLE FEATURES

Optional features vary by trim level and may require the purchase of a package. See Order Guide for details.

- 1.5L Turbo engine (175 hp [131.3 kW]/203 lb.-ft. [275 Nm] of torque) with 8-speed automatic transmission
- 8-way power front seats with 2-way power lumbar
- All-wheel-drive system
- Adaptive Cruise Control¹⁵
- AutoSense power liftgate
- Driver Mode Selector
- Dual-zone automatic climate control
- Fog lamps
- HD Surround Vision⁵
- Heated, flat-bottom steering wheel
- Heated rear outboard seats
- Panoramic dual-glass sunroof with power sunshade

- Rear Camera Mirror with washer⁵
- Rear Pedestrian Alert⁵
- Roof rails
- Ventilated front seats
- Wireless compatible device charging²⁶

At the time of printing. Check vehicle Order Guide at time of vehicle order.

2025 GMC ACADIA

AVAILABLE MODELS

Elevation AWD	4SD
AT4 AWD	4SB
Denali AWD	5SB

EXTERIOR COLOURS



NOTE: Availability varies by trim level, and select colours may require additional charges. See Order Guide for details.

U.S. model shown with optional equipment.

CAR/SUV OVERVIEW

HIGHLIGHTS



STANDARD
15-INCH
Diagonal Premium GMC Infotainment System



AVAILABLE
8-INCH
Diagonal Head-Up Display



UP TO
2268 KG
[5,000 LBS.]
Available Max. Trailering Capacity² When Properly Equipped



KEY STANDARD FEATURES

Features based on Elevation AWD model with 4SD equipment group.

SAFETY + SECURITY

- Adaptive Cruise Control⁵
- Blind Zone Steering Assist⁵
- Buckle to Drive⁵
- Enhanced Automatic Emergency Braking⁵
- Enhanced Lane Keep Assist with Lane Departure Warning⁵
- Following Distance Indicator⁵
- Forward Collision Alert⁵
- Front Pedestrian and Bicyclist Braking⁵
- HD Surround Vision⁵
- IntelliBeam[®] auto high beam control⁵
- Intersection Automatic Emergency Braking⁵
- Rear Cross Traffic Braking⁵
- Rear Park Assist⁵
- Rear Pedestrian Alert⁵
- Reverse Automatic Braking⁵
- Safety Alert Seat⁵
- Side Bicyclist Alert⁵
- Tire Pressure Monitoring System⁵ (excludes spare tire) with Tire Fill Alert

PERFORMANCE

- 2.5L Turbo engine (328 hp [244 kW]/326 lb.-ft. [442 Nm] of torque)
- 8-speed automatic transmission
- All-wheel-drive system
- Electronic Precision Shift

PRODUCTIVITY + DRIVE EXPERIENCE

- Built-in Wi-Fi[®] hotspot⁸ (data plan required)
- 8-passenger seating (2-3-3 seating configuration)
- 8-way power driver seat and 6-way power passenger seat
- 11-inch diagonal Driver Information Centre
- 12-speaker Bose premium audio system
- 15-inch diagonal Premium GMC Infotainment System with Google built-in⁹ compatibility (subscription[s] required for full functionality)
- 120-volt power outlet
- Active Noise Cancellation
- AutoSense power liftgate
- Carpeted floor mats, first and second rows
- Deep-tinted glass
- Embedded OnStar[®] hardware, plus 8 years of OnStar Fleet Basics¹¹

- Heated front seats
- Heated, power-adjustable, manual-folding, body-colour outside mirrors with integrated turn signal indicators
- Heated steering wheel
- Keyless Open and Start
- LED headlamps and fog lamps
- Remote Keyless Entry
- Remote Start
- Roof rails
- Second-row Smart Slide[®] seating
- SiriusXM^{®14} with 360L¹⁵
- Third-row centre headrest
- Trailering Package², includes heavy-duty cooling system, Hitch Guidance⁵, Hitch View⁵, factory-installed hitch and 220-amp alternator
- Tri-zone automatic climate control
- Universal Home Remote
- USB ports¹⁶ (5)
- Wireless Apple CarPlay^{®22} and Android Auto^{™23} compatibility
- Wireless compatible device charging²⁶

KEY AVAILABLE FEATURES

Optional features vary by trim level and may require the purchase of a package. See Order Guide for details.

- 7-passenger seating (2-2-3 seating configuration)
- 8-inch diagonal Head-Up Display
- 16-speaker Bose performance audio system with subwoofer
- 60/40 power-folding, split-bench third-row seat
- Driver Attention Assist⁵
- Enhanced Automatic Parking Assist⁵
- Headlamps and taillamps with exterior illumination, animated walk-up and departure lighting
- Heated, power-adjustable, power-folding, body-colour outside mirrors with integrated turn signal indicators and driver-side auto-dimming mirror
- Heated rear outboard second-row seats
- Hill Descent Control
- One-touch, folding second row
- Power, panoramic sunroof with sunshade
- Power tilt/telescoping steering column
- Premium carpeted floor mats, first and second rows
- Rear Camera Mirror⁵
- Recovery hooks¹³
- Super Cruise^{®17} driver assistance capability (3-year trial included³⁵)
- Ventilated front seats


At the time of printing. Check vehicle Order Guide at time of vehicle order.

2025 CHEVROLET TRAVERSE

AVAILABLE MODELS

LT AWD	2LT
Z71 AWD	2Z7
RS AWD	2RS

EXTERIOR COLOURS



NOTE: Availability varies by trim level, and select colours may require additional charges. See Order Guide for details.

2024 U.S. model shown with optional equipment.

[CAR/SUV OVERVIEW](#)

HIGHLIGHTS



STANDARD
2.5L TURBO-CHARGED
Engine



UP TO
2764 L [97.6 CU. FT.]
of Max. Cargo Space¹
(With Second and Third Rows Folded)



STANDARD
17.7-INCH
Diagonal Advanced Colour High-Contrast Display



KEY STANDARD FEATURES

Features based on LT AWD model with 2LT equipment group.

SAFETY + SECURITY

- Adaptive Cruise Control⁵
- Blind Zone Steering Assist⁵
- Buckle to Drive⁵
- Enhanced Automatic Emergency Braking⁵
- Enhanced Lane Keep Assist with Lane Departure Warning⁵
- Following Distance Indicator⁵
- Forward Collision Alert⁵
- Front Pedestrian and Bicyclist Braking⁵
- HD Rear Vision Camera⁵
- IntelliBeam[®] auto high beam control⁵
- Intersection Automatic Emergency Braking⁵
- Rear Cross Traffic Braking⁵
- Rear Park Assist⁵
- Reverse Automatic Braking⁵
- Safety Alert Seat⁵
- Side Bicyclist Alert⁵
- Tire Pressure Monitoring System⁵ (excludes spare tire) with Tire Fill Alert

PERFORMANCE

- 2.5L Turbo engine (328 hp [244 kW]/326 lb.-ft. [442 Nm] of torque)
 - 8-speed automatic transmission
 - All-wheel-drive system
- ## PRODUCTIVITY + DRIVE EXPERIENCE
- Built-in Wi-Fi[®] hotspot⁸ (data plan required)
 - 6-speaker audio system
 - 7-passenger seating (second-row bucket seats)
 - 8-way power driver seat and 4-way manual front passenger seat
 - 11-inch diagonal Driver Information Centre
 - 17.7-inch diagonal advanced colour high-contrast display with Google built-in⁹ compatibility (subscription[s] required for full functionality)
 - Active Noise Cancellation
 - AutoSense power liftgate
 - Colour-keyed floor mats, all rows
 - Deep-tinted glass

- Embedded OnStar[®] hardware, plus 8 years of OnStar Fleet Basics¹¹
- Heated front seats
- Heated, power-adjustable, manual-folding outside mirrors
- Keyless Open, includes extended range Remote Keyless Entry with lock/unlock feature
- LED headlamps, taillamps and Daytime Running Lamps
- Pass-through console with storage capability
- Remote Start
- Roof rails
- SiriusXM^{®14} with 360L¹⁵
- Trailer Package², includes hitch with hitch cover, Hitch Guidance⁵, Hitch View⁵, heavy-duty cooling system and 220-amp alternator
- Tri-zone automatic climate control
- USB ports¹⁶ (6)
- Wireless Apple CarPlay^{®22} and Android Auto^{™23} compatibility
- Wireless compatible device charging²⁶
- Wrapped, heated steering wheel

KEY AVAILABLE FEATURES

Optional features vary by trim level and may require the purchase of a package. See Order Guide for details.

- 8-passenger seating (second-row bench seat)
- 60/40 power flat-folding split-bench third-row seat
- 120-volt power outlet
- Advanced Twin-Clutch AWD System
- Bose premium 10-speaker system
- Enhanced Automatic Parking Assist⁵
- Flat-bottom steering wheel
- HD Surround Vision⁵
- Heated rear outboard seats
- LED headlamps with walk-up/exit animation and swipe turn signal
- One-touch-folding second row and power-folding third row
- Panoramic dual-glass sunroof with power sunshade
- Power tilt/telescoping steering column
- Rear Camera Mirror⁵ with washer
- Rear Pedestrian Alert⁵
- Super Cruise^{®17} driver assistance capability (subscription required³⁵)
- Universal Home Remote
- Ventilated front seats

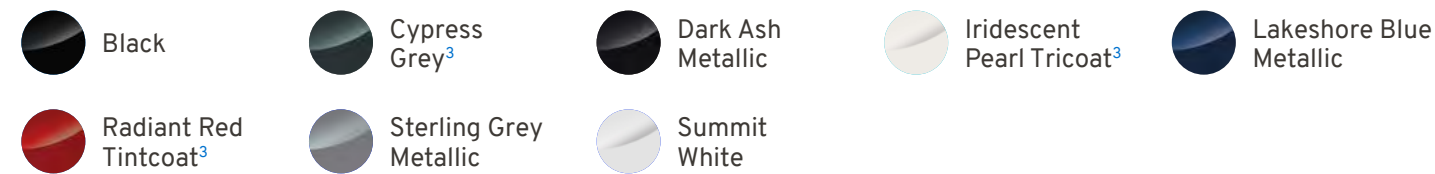
At the time of printing. Check vehicle Order Guide at time of vehicle order.

2025 CHEVROLET TAHOE

AVAILABLE MODELS

Commercial 4WD	1FL	Z71® 4WD	2Z7
LS 2WD or 4WD	1LS	Premier 2WD or 4WD	1LZ
LT 2WD or 4WD	1LT	High Country 2WD or 4WD	3LZ
RST 2WD or 4WD	1SP		

EXTERIOR COLOURS



NOTE: Availability varies by trim level, and select colours may require additional charges. See Order Guide for details.

U.S. model shown with optional equipment.

CAR/SUV OVERVIEW

HIGHLIGHTS



UP TO
3474.9 L
[122.7 CU. FT.]
Max. Cargo Space¹ with
Second and Third Rows
Folded



UP TO
9
Max. Seating



3810 KG
[8,400 LBS.]
Available Max. Trailering
Capacity² When Properly
Equipped

KEY STANDARD FEATURES

Features based on Commercial 4WD model with 1FL equipment group.

SAFETY + SECURITY

- Adaptive Cruise Control⁵
- Buckle to Drive⁵
- Enhanced Automatic Emergency Braking⁵
- Enhanced Automatic Parking Assist⁵
- Forward Collision Alert⁵
- HD Surround Vision⁵
- Hitch Guidance⁵
- IntelliBeam[®] auto high beam control⁵
- Rear Camera Mirror⁵ with washer
- Rear Park Assist⁵
- Rear Pedestrian Alert⁵
- Reverse Automatic Braking⁵
- Safety Alert Seat⁵
- Tire Pressure Monitoring System⁵ (excludes spare tire) with Tire Fill Alert

PERFORMANCE

- 5.3L V8 engine (355 hp [265 kW]/383 lb.-ft. [518 Nm] of torque)
- 10-speed automatic transmission
- 4-wheel antilock disc brakes with Duralife[®] brake rotors
- Electronic Precision Shift
- Hill Start Assist
- StabiliTrak[®] Electronic Stability Control System

PRODUCTIVITY + DRIVE EXPERIENCE

- Built-in Wi-Fi[®] hotspot⁸ (data plan required)
- 6-speaker audio system
- 8-way power driver seat and 6-way power front passenger seat
- 11-inch diagonal Driver Information Centre
- 17.7-inch diagonal advanced colour LCD display with Google built-in⁹ compatibility (subscription[s] required for full functionality)
- 40/20/40 split front-row bench seat
- 60/40 split-folding second-row bench seat
- 120-volt power outlet (2)
- Black assist steps with chrome accent strip
- Black rubberized vinyl floor covering
- Bluetooth[®] wireless technology¹⁰ for select phones
- Cargo management system
- Deep-tinted glass
- Embedded OnStar[®] hardware, plus 8 years of OnStar Fleet Basics¹¹
- Heated, power-adjustable, manual-folding outside mirrors
- Keyless Open, includes extended range Remote Keyless Entry
- Keyless Start
- LED headlamps and taillamps
- Power windows and door locks
- Rainsense[™] front wipers
- Tri-zone automatic climate control

- USB ports¹⁶ (4)
- Wireless Apple CarPlay^{®22} and Android Auto^{™23} compatibility

KEY AVAILABLE FEATURES

Optional features vary by trim level and may require the purchase of a package. See Order Guide for details.

- 3.0L Duramax[®] Turbo-Diesel engine (305 hp [227 kW]/495 lb.-ft. [671 Nm] of torque)
- 6.2L V8 engine (420 hp [313 kW]/460 lb.-ft. [624 Nm] of torque)
- 8-way power front passenger seat
- 15-inch multi-colour Head-Up Display
- Auto-dimming inside rearview mirror
- AutoSense power liftgate
- Blind Zone Steering Assist⁵
- Bose[®] premium 10-speaker audio system
- Carpeted floor covering
- Enhanced Lane Keep Assist with Lane Departure Warning⁵
- Front Pedestrian and Bicyclist Braking⁵
- Heated and ventilated front bucket seats
- Heated outboard second-row seats
- Heated, wrapped steering wheel
- Intersection Automatic Emergency Braking⁵
- LED animated headlamps and taillamps
- LED fog lamps and Daytime Running Lamps
- Max Trailering Package²

- Memory settings for driver seat, outside mirrors and steering column
- Power-folding third-row seats
- Power panoramic sunroof, dual-pane, tilt-sliding with power sunshade
- Power-release second-row bucket seats
- Power-retractable assist steps with perimeter lighting
- Power-sliding centre console with drawer
- Power tilt and telescopic steering column
- Rear Camera Mirror⁵
- Rear Cross Traffic Braking⁵
- Remote Start
- Side Bicyclist Alert⁵
- SiriusXM^{®14} with 360L¹⁵
- Super Cruise^{®17} driver assistance capability (subscription required³⁵)
- Third-row seat delete
- Trailer Camera Provisions
- Universal Vehicle Module
- USB ports¹⁶ inside centre console
- Wireless compatible device charging²⁶

At the time of printing. Check vehicle Order Guide at time of vehicle order.



Trucks



2024 U.S. model shown with optional equipment.



CLICK VEHICLE NAME BELOW TO SEE DIMENSIONS + CAPACITIES 



2024 U.S. model shown with optional equipment.

CHEVROLET COLORADO

[View Full Details](#)

Cabs/configurations	Crew Cab Short Box
Box length	1567 mm [5 ft.]
Wheelbase	3337 mm [131.3 in.]
Overall length	5411 mm [213.0 in.] (Work Truck 2WD) 5416 mm [213.2 in.] (Work Truck 4WD/ Trail Boss/Z71) 5402 mm [212.6 in.] (ZR2)
Max. seating capacity	5
Cargo box volume ¹	1186.6 L [41.9 cu. ft.]
Max. payload ¹⁹	776 kg [1,710 lbs.]
Max. trailering capacity ²	3493 kg [7,700 lbs.]
Max. GVWR ²⁰	2835 kg [6,250 lbs.]



CLICK VEHICLE NAME BELOW TO SEE DIMENSIONS + CAPACITIES 



U.S. model shown with optional equipment.

GMC CANYON

[View Full Details](#)

Cabs/configurations	Crew Cab Short Box
Box length	1567 mm [5 ft.]
Wheelbase	3338 mm [131 in.]
Overall length	5415 mm [213.2 in.]
Max. seating capacity	5
Cargo box volume	1186.6 L [41.9 cu. ft.]
Max. payload ¹⁹	721 kg [1,590 lbs.]
Max. trailering capacity ²	3493 kg [7,700 lbs.]
Max. GVWR ²⁰	2835 kg [6,250 lbs.]



CLICK VEHICLE NAME BELOW TO SEE DIMENSIONS + CAPACITIES 



U.S. model shown with optional equipment.

CHEVROLET SILVERADO 1500

[View Full Details](#)

Cabs/configurations	Regular, Double, Crew
Box length	1727 mm/1981 mm/2438 mm [5' 8"/6' 6"/8']
Wheelbase	3213 mm/3545 mm/3745 mm/ 3748 mm/3989 mm [126 in./140 in./147 in./148 in./157 in.]
Overall length	5358 mm/5834 mm/5890 mm/ 5915 mm/6132 mm/6157 mm [210.9 in./229.6 in./231.8 in./ 232.8 in./241.4 in./242.4 in.]
Max. seating capacity	6
Max. payload ¹⁹	1148 kg [2,530 lbs.]
Max. trailering capacity ²	6033 kg [13,300 lbs.] ⁴⁴
Max. GVWR ²⁰	3311 kg [7,300 lbs.]




CLICK VEHICLE NAME BELOW TO SEE DIMENSIONS + CAPACITIES 



U.S. model shown with optional equipment.

GMC SIERRA 1500

Cabs/configurations	Regular, Double, Crew
Box length	1727 mm/1981 mm/2438 mm [5' 8"/6' 6"/8']
Wheelbase	3213 mm/3545 mm/ 3745 mm/3748 mm/3988 mm [126 in./140 in./147 in./148 in./157 in.]
Overall length	5359 mm/5835 mm/5891 mm/ 5943 mm/6133 mm/6158 mm [210.9 in./229.7 in./231.9 in./ 233.9 in./241.4 in./242.4 in.]
Max. seating capacity	6
Max. payload ¹⁹	1012 kg [2,230 lbs.]
Max. trailering capacity ²	5988 kg [13,200 lbs.] ⁴³
Max. GVWR ²⁰	3311 kg [7,300 lbs.]



CLICK VEHICLE NAME BELOW TO SEE DIMENSIONS + CAPACITIES 



U.S. model shown with optional equipment.

CHEVROLET SILVERADO 2500 HD/3500 HD

[View Full Details](#)

Cabs/configurations	Regular, Double, Crew
Box length	2057 mm/2438 mm [6' 9"/8']
Wheelbase	3596 mm/3795 mm/4037 mm/ 4127 mm/4369 mm [142 in./149 in./159 in./162 in./172 in.]
Overall length	5984 mm/6109 mm/6351 mm/ 6516 mm/6758 mm [235.5 in./240.5 in./250 in./256.5 in./266 in.]
Max. seating capacity	6
Max. payload ¹⁹	1851 kg [4,081 lbs.] (2500 HD) 3307 kg [7,290 lbs.] (3500 HD)
Max. trailering capacity ²	10170 kg [22,420 lbs.] ⁴² (2500 HD) 16330 kg [36,000 lbs.] ⁴³ (3500 HD)
Max. GVWR ²⁰	5239 kg [11,550 lbs.] (2500 HD) 6350 kg [14,000 lbs.] (3500 HD)



CLICK VEHICLE NAME BELOW TO SEE DIMENSIONS + CAPACITIES 



U.S. model shown with optional equipment.

GMC SIERRA 2500 HEAVY DUTY/ 3500 HEAVY DUTY

[View Full Details](#)

Cabs/configurations	Regular, Double, Crew
Box length	2057 mm/2438 mm [6' 9"/8']
Wheelbase	3596 mm/3795 mm/ 4037 mm/4127 mm/4369 mm [142 in./149 in./159 in./162 in./172 in.]
Overall length	6002 mm/6127 mm/6369 mm/ 6534 mm/6776 mm [236.3 in./241.2 in./250.7 in./257.2 in./266.7 in.]
Max. seating capacity	6
Max. payload ¹⁹	1851 kg [4,081 lbs.] (2500 Heavy Duty) 3307 kg [7,290 lbs.] (3500 Heavy Duty)
Max. trailering capacity ²	10156 kg [22,390 lbs.] ⁴² (2500 Heavy Duty) 16330 kg [36,000 lbs.] ⁴³ (3500 Heavy Duty)
Max. GVWR ²⁰	5239 kg [11,550 lbs.] (2500 Heavy Duty) 6350 kg [14,000 lbs.] (3500 Heavy Duty)



CLICK VEHICLE NAME BELOW TO SEE DIMENSIONS + CAPACITIES 



U.S. model shown with optional equipment.

CHEVROLET SILVERADO 3500 HD CHASSIS CAB

[View Full Details](#)

	Regular Cab	Crew Cab
Width	2076 mm [81.7 in.]	2079 mm [81.8 in.]
Height	2035 mm [80.1 in.]	2035 mm [80.1 in.]
Wheelbase	3716 mm/4339 mm [146 in./171 in.]	4490 mm [177 in.]
Length	6092 mm/6712 mm [239.8 in./264.2 in.]	6864 mm [270.2 in.]
Cab to axle	1524 mm/2146 mm [60 in./84.5 in.]	1524 mm [60 in.]
Max. payload ¹⁹	3314 kg [7,306 lbs.] (gas) 2984 kg [6,578 lbs.] (diesel)	3074 kg [6,777 lbs.] (gas) 2744 kg [6,049 lbs.] (diesel)
Max. GVWR ²⁰	6350 kg [14,000 lbs.]	6350 kg [14,000 lbs.]
Max. GCWR ⁴⁰	11794 kg [26,000 lbs.] (gas) 18144 kg [40,000 lbs.] (diesel)	11794 kg [26,000 lbs.] (gas) 18144 kg [40,000 lbs.] (diesel)
Max. GAWR ⁴¹ : front	2359 kg [5,200 lbs.] (gas) 2540 kg [5,600 lbs.] (diesel)	2359 kg [5,200 lbs.] (gas) 2540 kg [5,600 lbs.] (diesel)
Max. GAWR ⁴¹ : rear	4717 kg [10,400 lbs.]	4717 kg [10,400 lbs.]

CLICK VEHICLE NAME BELOW TO SEE DIMENSIONS + CAPACITIES 



U.S. model shown with optional equipment.

GMC SIERRA 3500 HEAVY DUTY CHASSIS CAB

[View Full Details](#)

	Regular Cab	Crew Cab
Width	2076 mm [81.7 in.]	2079 mm [81.8 in.]
Height	2035 mm [80.1 in.]	2035 mm [80.1 in.]
Wheelbase	3716 mm/4339 mm [146 in./171 in.]	4491 mm [177 in.]
Length	6092 mm/6712 mm [239.8 in./264.2 in.]	6866 mm [270.3 in.]
Cab to axle	1524 mm/2146 mm [60 in./84.5 in.]	1524 mm [60 in.]
Max. payload ¹⁹	3314 kg [7,306 lbs.] (gas) 2984 kg [6,578 lbs.] (diesel)	3074 kg [6,777 lbs.] (gas) 2744 kg [6,049 lbs.] (diesel)
Max. GVWR ²⁰	6350 kg [14,000 lbs.]	6350 kg [14,000 lbs.]
Max. GCWR ⁴⁰	11794 kg [26,000 lbs.] (gas) 18144 kg [40,000 lbs.] (diesel)	11794 kg [26,000 lbs.] (gas) 18144 kg [40,000 lbs.] (diesel)
Max. GAWR ⁴¹ : front	2359 kg [5,200 lbs.] (gas) 2540 kg [5,600 lbs.] (diesel)	2359 kg [5,200 lbs.] (gas) 2722 kg [6,000 lbs.] (diesel)
Max. GAWR ⁴¹ : rear	4717 kg [10,400 lbs.]	4717 kg [10,400 lbs.]




2025 CHEVROLET COLORADO

AVAILABLE MODELS

Work Truck 2WD or 4WD	2WT/4WT	Z71 4WD	4Z7
Trail Boss 4WD	OTR	ZR2 4WD	4ZR

EXTERIOR COLOURS



NOTE: Availability varies by trim level, and select colours may require additional charges. See Order Guide for details.

2024 U.S. model shown with optional equipment.

HIGHLIGHTS



UP TO
3493 KG
[7,700 LBS.]
Available Max. Trailering Capacity² When Properly Equipped



UP TO
776 KG
[1,710 LBS.]
Available Max. Payload¹⁹ with Work Truck Model



STANDARD
TURBOMAX
Engine



KEY STANDARD FEATURES

Features based on Work Truck model with 2WT equipment group.

SAFETY + SECURITY

- Buckle to Drive⁵
- Chevrolet Safety Assist, includes Automatic Emergency Braking⁵, Front Pedestrian and Bicyclist Braking⁵, Lane Keep Assist with Lane Departure Warning⁵, Following Distance Indicator⁵, Forward Collision Alert⁵ and IntelliBeam[®] auto high beam control⁵
- Safety Package, includes Rear Park Assist⁵, Rear Cross Traffic Braking⁵ and Blind Zone Steering Assist⁵
- HD Rear Vision Camera⁵
- Hitch Guidance⁵
- Hitch View⁵
- Rear Seat Belt Indicator⁵
- Tire Pressure Monitoring System⁵ (excludes spare tire), includes Tire Fill Alert

PERFORMANCE

- TurboMax engine (310 hp [231 kW]/430 lb.-ft. [583 Nm] of torque) with 8-speed automatic transmission
- 4-wheel antilock disc brakes
- StabiliTrak[®] Electronic Stability Control System with Proactive Roll Avoidance and Traction Control, includes electronic Trailer Sway Control and Hill Start Assist

PRODUCTIVITY + DRIVE EXPERIENCE

- Built-in Wi-Fi[®] hotspot⁸ (data plan required)
- 6-speaker audio system
- 11-inch diagonal fully digital Driver Information Centre
- 11.3-inch diagonal advanced colour LCD display with Google built-in⁹ compatibility (subscription[s] required for full functionality)
- 60/40 split-folding rear bench seat with storage
- Colour-keyed carpeting
- CornerStep rear bumper (not available with ZR2)
- Cruise control⁵
- Deep-tinted glass
- Embedded OnStar[®] hardware, plus 8 years of OnStar Fleet Basics¹¹
- Front bucket seats with floor console
- Heated, power-adjustable outside mirrors
- Power door locks and windows
- Push Button Start
- Rear Seat Reminder¹²
- Rear-window defogger
- Remote Keyless Entry

- Tilt steering column
- USB ports¹⁶ (2)
- Wireless Apple CarPlay^{®22} and Android Auto^{™23} compatibility

KEY AVAILABLE FEATURES

Optional features vary by trim level and may require the purchase of a package. See Order Guide for details.

- 8-way power driver seat with power lumbar
- 120-volt power outlet, bed-mounted
- 120-volt power outlet, rear of console
- Adaptive Cruise Control⁵
- Advanced Trailering Package²
- Auto-dimming inside rearview mirror
- Blind Zone Steering Assist with Trailering⁵
- Bose premium 7-speaker audio system
- Carpeted front and rear floor mats
- Dual-zone automatic climate control
- Engine block heater
- EZ-Lift and Lower tailgate
- Front recovery hooks¹³
- HD Surround Vision⁵
- Heated and ventilated front seats

- Heated steering wheel
- Hill Descent Control
- Keyless Open and Start
- LED front fog lamps
- LED headlamps, taillamps and Daytime Running Lamps
- Off-Road Suspension, 2-inch factory-installed lift and wider chassis
- Power, sliding-glass sunroof with manual shade
- Remote Start
- Single- or 2-speed Autotrac[®] transfer case
- Available SiriusXM^{®14} with 360L¹⁵
- Spray-on bedliner³⁹ with Chevrolet logo
- StowFlex Tailgate
- Tilt/telescoping steering column
- USB charging-only port¹⁶, single rear
- USB charging-only ports¹⁶, dual rear
- Wireless compatible device charging²⁶

At time of printing. Check vehicle Order Guide at time of vehicle order.

MODEL AVAILABILITY & SPECIFICATIONS

2025 CHEVROLET COLORADO



2024 U.S. model shown with optional equipment.

CREW CAB SHORT BOX						
Trim	Drivetrain	Box Length	Wheelbase	Max. GVWR ²⁰	Max. Payload ¹⁹ <small>(NOTE: When properly equipped. Available engine or equipment may be required. See dealer for required specifications.)</small>	Max. Conventional Trailering ² <small>(NOTE: When properly equipped. Available engine or equipment may be required. See dealer for required specifications.)</small>
Work Truck (seats up to 5)	2WD	1567 mm [5 ft.]	3337 mm [131.3 in.]	2744 kg [6,049 lbs.]	776 kg [1,710 lbs.] 758 kg [1,670 lbs.] (with LT Package)	3493 kg [7,700 lbs.]
	4WD	1567 mm [5 ft.]	3337 mm [131.3 in.]	2835 kg [6,250 lbs.]	776 kg [1,710 lbs.] 758 kg [1,670 lbs.] (with LT Package)	3493 kg [7,700 lbs.]
Trail Boss (seats up to 5)	4WD	1567 mm [5 ft.]	3337 mm [131.3 in.]	2835 kg [6,250 lbs.]	717 kg [1,580 lbs.]	3493 kg [7,700 lbs.]
Z71 (seats up to 5)	4WD	1567 mm [5 ft.]	3337 mm [131.3 in.]	2835 kg [6,250 lbs.]	717 kg [1,580 lbs.]	3493 kg [7,700 lbs.]
ZR2 (seats up to 5)	4WD	1567 mm [5 ft.]	3337 mm [131.3 in.]	2835 kg [6,250 lbs.]	581 kg [1,280 lbs.]	2722 kg [6,000 lbs.]

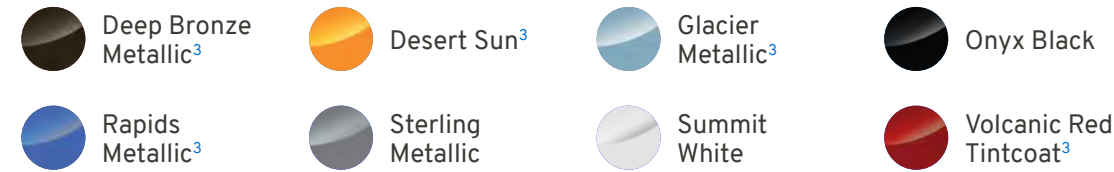


2025 GMC CANYON

AVAILABLE MODELS

Elevation 4WD	4VL
AT4 4WD	4SG
Denali 4WD	5SB

EXTERIOR COLOURS



NOTE: Availability varies by trim level, and select colours may require additional charges. See Order Guide for details.

U.S. model shown with optional equipment.

HIGHLIGHTS



UP TO
3493 KG
[7,700 LBS.]
Available Max. Trailering Capacity² When Properly Equipped



UP TO
721 KG
[1,590 LBS.]
Available Max. Payload¹⁹ with Elevation Model



STANDARD
TURBOMAX
Engine



KEY STANDARD FEATURES

Features based on Elevation model with 4VL equipment group.

SAFETY + SECURITY

- Buckle to Drive⁵
- Canyon Pro Safety, includes Automatic Emergency Braking⁵, Front Pedestrian and Bicyclist Braking⁵, Lane Keep Assist with Lane Departure Warning⁵, Following Distance Indicator⁵, Forward Collision Alert⁵ and IntelliBeam[®] auto high beam control⁵
- Canyon Pro Safety Plus Package, includes Rear Park Assist⁵, Rear Cross Traffic Braking⁵ and Blind Zone Steering Assist with Trailing⁵
- HD Rear Vision Camera⁵
- Hitch Guidance⁵
- Hitch View⁵
- Rear Seat Belt Indicator⁵
- Tire Pressure Monitoring System⁵ (excludes spare tire), includes Tire Fill Alert

PERFORMANCE

- TurboMax engine (310 hp [231 kW]/430 lb.-ft. [583 Nm] of torque) with 8-speed automatic transmission
- 4-wheel antilock disc brakes
- Auto-locking rear differential
- Driver Mode Selector
- Off-Road Performance Display
- Off-Road Suspension, 2-inch factory-installed lift and widened track

- Single-speed Autotrac[®] transfer case
- StabiliTrak[®] Electronic Stability Control System with Proactive Roll Avoidance and Traction Control, includes electronic Trailer Sway Control and Hill Start Assist

PRODUCTIVITY + DRIVE EXPERIENCE

- Built-in Wi-Fi[®] hotspot⁸ (data plan required)
- 6-speaker audio system
- 11-inch diagonal fully digital Driver Information Centre
- 11.3-inch diagonal Premium GMC Infotainment System²⁵ with Google built-in⁹ compatibility (subscription[s] required for full functionality)
- 60/40 split-folding rear bench seat with storage
- Colour-keyed carpeting with front and rear carpeted floor mats
- CornerStep rear bumper
- Cruise control¹⁵
- Deep-tinted glass
- Embedded OnStar[®] hardware, plus 8 years of OnStar Fleet Basics¹¹
- Front bucket seats with floor console
- Front recovery hooks¹³
- Heated, power-adjustable outside mirrors
- Keyless Open and Start, includes Remote Keyless Entry
- LED projector headlamps with fade-on/fade-off animation

- LED signature Daytime Running Lamps
- LED taillamps
- Power door locks and windows
- ProGrade Trailering System²
- Push Button Start
- Rear Seat Reminder¹²
- Rear-window defogger
- Remote Locking Tailgate
- Available SiriusXM^{®14} with 360L¹⁵
- Tilt steering column
- USB ports¹⁶ (3)
- Wireless Apple CarPlay^{®22} and Android Auto^{™23} compatibility

KEY AVAILABLE FEATURES

Optional features and packages vary by trim level. See Order Guide for details.

- 2-speed Autotrac[®] transfer case
- 6.3-inch multi-colour diagonal Head-Up Display
- 8-way power driver and 6-way power front passenger seat with power lumbar
- 120-volt power outlet, bed-mounted
- 120-volt power outlet, rear of console
- Adaptive Cruise Control¹⁵
- Auto-dimming inside rearview mirror
- Bose premium 7-speaker audio system with external amplifier

- Dual-zone automatic climate control
- Engine block heater
- EZ-Lift and Lower tailgate
- HD Surround Vision⁵
- Heated and ventilated front seats
- Heated steering wheel
- Hill Descent Control
- LED front fog lamps
- MultiStow Tailgate
- Power sunroof with inner sliding glass and manual shade
- Rear Pedestrian Alert⁵
- Remote Start
- Safety Alert Seat⁵
- Spray-on bedliner³⁹ with GMC logo
- Tilt/telescoping steering column
- USB charging-only ports¹⁶ (2), rear
- Wireless compatible device charging²⁶

At time of printing. Check vehicle Order Guide at time of vehicle order.

MODEL AVAILABILITY & SPECIFICATIONS

2025 GMC CANYON



U.S. model shown with optional equipment.

CREW CAB SHORT BOX						
Trim	Drivetrain	Box Length	Wheelbase	Max. GVWR ²⁰	Max. Payload ¹⁹ <small>(NOTE: When properly equipped. Available engine or equipment may be required. See dealer for required specifications.)</small>	Max. Conventional Trailering ² <small>(NOTE: When properly equipped. Available engine or equipment may be required. See dealer for required specifications.)</small>
Elevation <small>(seats up to 5)</small>	4WD	1567 mm [5 ft.]	3338 mm [131 in.]	2835 kg [6,250 lbs.]	721 kg [1,590 lbs.]	3493 kg [7,700 lbs.]
AT4 <small>(seats up to 5)</small>	4WD	1567 mm [5 ft.]	3338 mm [131 in.]	2835 kg [6,250 lbs.]	703 kg [1,550 lbs.] 567 kg [1,250 lbs.] <small>(with AT4X Package)</small>	3493 kg [7,700 lbs.] 2722 kg [6,000 lbs.] <small>(with AT4X Package)</small>
Denali <small>(seats up to 5)</small>	4WD	1567 mm [5 ft.]	3338 mm [131 in.]	2835 kg [6,250 lbs.]	617 kg [1,360 lbs.]	3493 kg [7,700 lbs.]

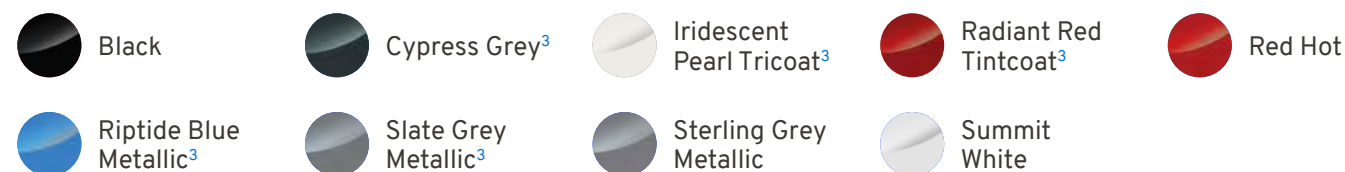


2025 CHEVROLET SILVERADO 1500

AVAILABLE MODELS

Work Truck 2WD or 4WD	1WT	LT Trail Boss 4WD	2LT
Custom 2WD or 4WD	1CX	ZR2 4WD	3LT
Custom Trail Boss 4WD	2CX	LTZ 2WD or 4WD	1LZ
LT 2WD or 4WD	1LT	High Country 4WD	3LZ
RST 2WD or 4WD	1SP		

EXTERIOR COLOURS



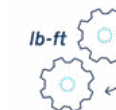
NOTE: Availability varies by trim level, and select colours may require additional charges. See Order Guide for details.

2024 U.S. model shown with optional equipment.

HIGHLIGHTS



AVAILABLE
DURAMAX®
3.0L Turbo-Diesel
Engine



UP TO
430 LB.-FT.
[583 NM]
Max. Torque with Standard
2.7L TurboMax Engine



STANDARD
12 TIE-DOWNS
Welded Cargo Tie-Downs



KEY STANDARD FEATURES

Features based on Work Truck model with 1WT equipment group.

SAFETY + SECURITY

- Buckle to Drive⁵
- Chevrolet Safety Assist, includes Automatic Emergency Braking⁵, Front Pedestrian Braking⁵, Lane Keep Assist with Lane Departure Warning⁵, Following Distance Indicator⁵, Forward Collision Alert⁵ and IntelliBeam[®] auto high beam control⁵
- HD Rear Vision Camera⁵ with pickup box
- Tire Pressure Monitoring System⁵ (excludes spare tire), auto learn, includes Tire Fill Alert

PERFORMANCE

- 2.7L TurboMax engine (310 hp [231 kW]/430 lb.-ft. [583 Nm] of torque) with 8-speed automatic transmission
- 4-wheel antilock disc brakes with Duralife[®] brake rotors
- StabiliTrak[®] Electronic Stability Control System with Proactive Roll Avoidance and Traction Control, includes electronic Trailer Sway Control and Hill Start Assist

PRODUCTIVITY + DRIVE EXPERIENCE

- Built-in Wi-Fi[®] hotspot⁸ (data plan required)
- 40/20/40 three-passenger split-bench front seat with covered armrest storage and underseat storage (lockable)
- 60/40 folding rear bench seat
- Cargo tie-downs (12 welded)
- Chevrolet Infotainment 3²⁵ with 7-inch diagonal HD colour touch-screen
- CornerStep rear bumper with Durabed pickup bed
- Cruise control⁵
- Embedded OnStar[®] hardware, plus 8 years of OnStar Fleet Basics¹¹
- Power windows and door locks
- Push Button Start
- Recovery hooks¹³
- Remote Keyless Entry with 2 transmitters
- Rubberized-vinyl floor covering
- Wireless Apple CarPlay^{®22} and Android Auto^{TM23} compatibility

KEY AVAILABLE FEATURES

Optional features vary by trim level and may require the purchase of a package. See Order Guide for details.

- 3.0L Duramax[®] Turbo-Diesel engine (305 hp [227 kW]/495 lb.-ft. [671 Nm] of torque) with 10-speed automatic transmission
- 5.3L EcoTec3 V8 engine (355 hp [265 kW]/383 lb.-ft. [518 Nm] of torque) with 10-speed automatic transmission

- 6.2L EcoTec3 V8 engine (420 hp [313 kW]/460 lb.-ft. [624 Nm] of torque) with 10-speed automatic transmission
- 10-way power driver seat
- 12.3-inch diagonal reconfigurable multi-colour Driver Information Centre
- 15-inch diagonal multi-colour Head-Up Display
- 120-volt power outlet, bed-mounted
- Adaptive Cruise Control⁵
- Auto-dimming inside rearview mirror
- Auto-locking rear differential
- Bed View Camera⁵
- Carpeted floor covering
- Chevrolet Infotainment 3 Premium²⁵ with 13.4-inch diagonal HD colour touch-screen and Google built-in⁹ compatibility (subscription[s] required for full functionality)
- Dual-zone automatic climate control
- E85 FlexFuel capability (Work Truck model with 5.3L V8 engine only)
- Enhanced Automatic Emergency Braking⁵
- Front and Rear Park Assist⁵
- Front bucket seats with centre console
- HD Surround Vision⁵
- Heated front- and second-row outboard seats
- Heated, wrapped steering wheel with audio controls
- Hitch Guidance⁵ with Hitch View⁵
- Integrated trailer brake controller

- Keyless Open and Start
- Lane Change Alert with Side Blind Zone Alert⁵
- LED cargo area lighting
- Max Trailering Package²
- Multi-Flex Tailgate with six functional load/access features
- Pickup box delete (Regular Cab only)
- Power tilt/telescoping steering column
- Rear Camera Mirror⁵
- Rear Cross Traffic Braking⁵
- Rear Pedestrian Alert⁵
- Remote Start
- Safety Alert Seat⁵
- Snow Plow Prep Package²⁷
- Super Cruise^{®17} driver assistance capability (subscription required³⁵)
- Trailer Side Blind Zone Alert⁵
- Trailer Tire Pressure Monitoring System²
- Universal Vehicle Module
- Upfitter switches²⁷ (5)
- Ventilated front seats
- Wireless compatible device charging²⁶
- Z71 Off-Road Package

At time of printing. Check vehicle Order Guide at time of vehicle order.

MODEL AVAILABILITY & SPECIFICATIONS

2025 CHEVROLET SILVERADO 1500



2024 U.S. model shown with optional equipment.

SILVERADO 1500							
Cab Type	Drivetrain	Box Length	Wheelbase	Max. GVWR ²⁰	Max. Payload ¹⁹ <small>(NOTE: When properly equipped. Available engine or equipment may be required. See dealer for required specifications.)</small>	Max. Conventional Trailering ² <small>(NOTE: When properly equipped. Available engine or equipment may be required. See dealer for required specifications.)</small>	Max. Gooseneck/ 5th-Wheel Trailering ² <small>(NOTE: When properly equipped. Available engine or equipment may be required. See dealer for required specifications.)</small>
Regular Cab (seats up to 3)	2WD	1981 mm [6' 6"]	3213 mm [126 in.]	3039 kg [6,700 lbs.]	1021 kg [2,250 lbs.]	4128 kg [9,100 lbs.]	4082 kg [9,000 lbs.]
	4WD	1981 mm [6' 6"]	3213 mm [126 in.]	3084 kg [6,800 lbs.]	971 kg [2,140 lbs.]	4037 kg [8,900 lbs.]	3992 kg [8,800 lbs.]
	2WD	2438 mm [8']	3545 mm [140 in.]	3084 kg [6,800 lbs.]	1148 kg [2,530 lbs.]	4491 kg [9,900 lbs.]	4445 kg [9,800 lbs.]
	4WD	2438 mm [8']	3545 mm [140 in.]	3130 kg [6,900 lbs.]	1080 kg [2,380 lbs.]	4355 kg [9,600 lbs.]	4355 kg [9,600 lbs.]
Double Cab (seats up to 6)	2WD	1981 mm [6' 6"]	3746 mm [147 in.]	3221 kg [7,100 lbs.]	962 kg [2,120 lbs.]	6033 kg [13,300 lbs.]	4672 kg [10,300 lbs.]
	4WD	1981 mm [6' 6"]	3746 mm [147 in.]	3311 kg [7,300 lbs.]	930 kg [2,050 lbs.]	5897 kg [13,000 lbs.]	4672 kg [10,300 lbs.]
Crew Cab (seats up to 6)	2WD	1727 mm [5' 8"]	3745 mm [147 in.]	3221 kg [7,100 lbs.]	953 kg [2,100 lbs.]	6033 kg [13,300 lbs.]	4627 kg [10,200 lbs.]
	4WD	1727 mm [5' 8"]	3745 mm [147 in.]	3311 kg [7,300 lbs.]	948 kg [2,090 lbs.]	5988 kg [13,200 lbs.]	4581 kg [10,100 lbs.]
	2WD	1981 mm [6' 6"]	3987 mm [157 in.]	3221 kg [7,100 lbs.]	921 kg [2,030 lbs.]	5988 kg [13,200 lbs.]	4400 kg [9,700 lbs.]
	4WD	1981 mm [6' 6"]	3987 mm [157 in.]	3311 kg [7,300 lbs.]	921 kg [2,030 lbs.]	5988 kg [13,200 lbs.]	4400 kg [9,700 lbs.]




2025 GMC SIERRA 1500

AVAILABLE MODELS

Pro 2WD or 4WD	1SA	AT4 4WD	4SB
SLE 2WD or 4WD	3SA	AT4X 4WD	4SG
Elevation 2WD or 4WD	3SB	Denali 2WD or 4WD	5SA
SLT 2WD or 4WD	4SA	Denali Ultimate 4WD	5SB

EXTERIOR COLOURS



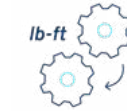
NOTE: Availability varies by trim level, and select colours may require additional charges. See Order Guide for details.

U.S. model shown with optional equipment.

HIGHLIGHTS



AVAILABLE
DURAMAX®
3.0L Turbo-Diesel
Engine



UP TO
**430 LB.-FT.
[583 NM]**
Max. Torque with Standard
TurboMax Engine



STANDARD
12 TIE-DOWNS
Welded Cargo Tie-Downs

KEY STANDARD FEATURES

Features based on Pro model with 1SA equipment group.

SAFETY + SECURITY

- Buckle to Drive⁵
- GMC Pro Safety, includes Automatic Emergency Braking⁵, Front Pedestrian Braking⁵, Lane Keep Assist with Lane Departure Warning⁵, Following Distance Indicator⁵, Forward Collision Alert⁵ and IntelliBeam® auto high beam control⁵
- HD Rear Vision Camera⁵ with pickup box
- Tire Pressure Monitoring System⁵ (excludes spare tire), auto learn, includes Tire Fill Alert

PERFORMANCE

- 2.7L TurboMax engine (310 hp [231 kW]/430 lb.-ft. [583 Nm] of torque) with 8-speed automatic transmission
- 4-wheel antilock disc brakes with Duralife® brake rotors

StabiliTrak® Electronic Stability Control System with Proactive Roll Avoidance and Traction Control, includes electronic Trailer Sway Control and Hill Start Assist

PRODUCTIVITY + DRIVE EXPERIENCE

- Built-in Wi-Fi® hotspot⁸ (data plan required)
- 40/20/40 three-passenger split-bench front seat with covered armrest storage and underseat storage (lockable)
- 60/40 folding rear bench seat
- Cargo tie-downs (12 welded)
- CornerStep rear bumper

- Cruise control⁵
- Embedded OnStar® hardware, plus 8 years of OnStar Fleet Basics¹¹
- GMC Infotainment System²⁵ with 7-inch diagonal colour touch-screen
- LED signature Daytime Running Lamps
- Power windows and door locks
- Push Button Start
- Remote Keyless Entry
- Rubberized-vinyl floor covering
- Wireless Apple CarPlay^{®22} and Android Auto^{™23} compatibility

KEY AVAILABLE FEATURES

Optional features vary by trim level and may require the purchase of a package. See Order Guide for details.

- 3.0L Duramax® Turbo-Diesel engine (305 hp [227 kW]/495 lb.-ft. [671 Nm] of torque) with 10-speed automatic transmission
- 5.3L EcoTec3 V8 engine (355 hp [265 kW]/383 lb.-ft. [518 Nm] of torque) with 10-speed automatic transmission
- 6.2L EcoTec3 V8 engine (420 hp [313 kW]/460 lb.-ft. [624 Nm] of torque) with 10-speed automatic transmission
- 10-, 12- or 16-way power front seats
- 12.3-inch diagonal reconfigurable multi-colour Driver Information Centre

- 13.4-inch diagonal Premium GMC Infotainment System²⁵ with Google built-in⁹ compatibility (subscription[s] required for full functionality)
- 15-inch diagonal multi-colour Head-Up Display
- 120-volt power outlet, bed-mounted
- Adaptive Cruise Control⁵
- Auto-dimming inside rearview mirror
- Auto-locking rear differential
- Bed View Camera⁵
- Carpeted floor covering
- Dual-zone automatic climate control
- E85 FlexFuel capability (Pro model with 5.3L V8 engine only)
- Enhanced Automatic Emergency Braking⁵
- Front and Rear Park Assist⁵
- Front bucket seats with centre console
- GMC MultiPro Power Steps
- GMC MultiPro Tailgate with six functional load/access features
- HD Surround Vision⁵
- Heated front- and second-row outboard seats
- Heated, wrapped steering wheel with audio controls
- Integrated trailer brake controller
- Keyless Open and Start
- Lane Change Alert with Side Blind Zone Alert⁵

- LED cargo area lighting
- Max Trailering Package²
- Pickup box delete (Regular Cab only)
- Power tilt/telescoping steering column
- ProGrade Trailering System²
- Rear Camera Mirror⁵
- Rear Cross Traffic Braking⁵
- Rear Pedestrian Alert⁵
- Remote Start
- Safety Alert Seat⁵
- Snow Plow Prep Package²⁷
- Super Cruise^{®17} driver assistance capability (subscription required³⁵)
- Trailer Side Blind Zone Alert⁵
- Trailer Tire Pressure Monitoring System²
- Universal Vehicle Module
- Upfitter switches²⁷ (5)
- Ventilated front seats
- Wireless compatible device charging²⁶
- X31 Off-Road and Protection Package

At time of printing. Check vehicle Order Guide at time of vehicle order.



MODEL AVAILABILITY & SPECIFICATIONS

2025 GMC SIERRA 1500



U.S. model shown with optional equipment.

SIERRA 1500							
Cab Type	Drivetrain	Box Length	Wheelbase	Max. GVWR ²⁰	Max. Payload ¹⁹ <small>(NOTE: When properly equipped. Available engine or equipment may be required. See dealer for required specifications.)</small>	Max. Conventional Trailering ² <small>(NOTE: When properly equipped. Available engine or equipment may be required. See dealer for required specifications.)</small>	Max. Gooseneck/ 5th-Wheel Trailering ² <small>(NOTE: When properly equipped. Available engine or equipment may be required. See dealer for required specifications.)</small>
Regular Cab (seats up to 3)	2WD	1981 mm [6' 6"]	3213 mm [126 in.]	3039 kg [6,700 lbs.]	1012 kg [2,230 lbs.]	4128 kg [9,100 lbs.]	4082 kg [9,000 lbs.]
	4WD	1981 mm [6' 6"]	3213 mm [126 in.]	3084 kg [6,800 lbs.]	957 kg [2,110 lbs.]	3992 kg [8,800 lbs.]	3946 kg [8,700 lbs.]
	2WD	2438 mm [8']	3545 mm [140 in.]	3084 kg [6,800 lbs.]	1012 kg [2,230 lbs.]	4445 kg [9,800 lbs.]	4400 kg [9,700 lbs.]
	4WD	2438 mm [8']	3545 mm [140 in.]	3130 kg [6,900 lbs.]	948 kg [2,090 lbs.]	4309 kg [9,500 lbs.]	4128 kg [9,100 lbs.]
Double Cab (seats up to 6)	2WD	1981 mm [6' 6"]	3745 mm [147 in.]	3221 kg [7,100 lbs.]	925 kg [2,040 lbs.]	5988 kg [13,200 lbs.]	4355 kg [9,600 lbs.]
	4WD	1981 mm [6' 6"]	3745 mm [147 in.]	3311 kg [7,300 lbs.]	921 kg [2,030 lbs.]	5897 kg [13,000 lbs.]	4355 kg [9,600 lbs.]
Crew Cab (seats up to 6)	2WD	1727 mm [5' 8"]	3745 mm [147 in.]	3221 kg [7,100 lbs.]	916 kg [2,020 lbs.]	5942 kg [13,100 lbs.]	4218 kg [9,300 lbs.]
	4WD	1727 mm [5' 8"]	3745 mm [147 in.]	3311 kg [7,300 lbs.]	907 kg [2,000 lbs.]	5897 kg [13,000 lbs.]	3992 kg [8,800 lbs.]
	4WD	1981 mm [6' 6"]	3988 mm [157 in.]	3311 kg [7,300 lbs.]	885 kg [1,950 lbs.]	5897 kg [13,000 lbs.]	3992 kg [8,800 lbs.]



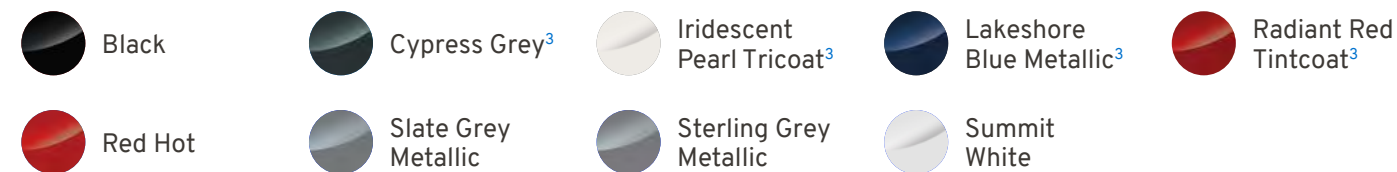
2025

CHEVROLET SILVERADO 2500 HD/3500 HD

AVAILABLE MODELS

Silverado 2500 HD		Silverado 3500 HD	
Work Truck 2WD or 4WD	1WT	Work Truck 2WD or 4WD, SRW/DRW	1WT
Custom 2WD or 4WD	1CX	LT 2WD or 4WD, SRW/DRW	1LT
LT 2WD or 4WD	1LT	LTZ 2WD or 4WD, SRW/DRW	1LZ
ZR2 4WD	3LT	High Country 4WD, SRW/DRW	3LZ
LTZ 2WD or 4WD	1LZ		
High Country 4WD	3LZ		

EXTERIOR COLOURS



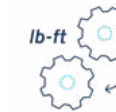
NOTE: Availability varies by trim level, and select colours may require additional charges. See Order Guide for details.

U.S. model shown with optional equipment.

HIGHLIGHTS



AVAILABLE
DURAMAX®
6.6L Turbo-Diesel
V8 Engine



UP TO
**975 LB.-FT.
[1322 NM]**
Max. Torque with Available
Turbo-Diesel Engine



UP TO
**470 HP
[350.5 KW]**
Max. Horsepower with
Available Diesel Engine



KEY STANDARD FEATURES

Features based on 2500 HD Work Truck 2WD model with 1WT equipment group.

SAFETY + SECURITY

- Automatic Emergency Braking⁵
- Buckle to Drive⁵
- Following Distance Indicator⁵
- Forward Collision Alert⁵
- Front Pedestrian Braking⁵
- HD Rear Vision Camera⁵
- Hitch Guidance⁵
- IntelliBeam® auto high beam control⁵
- Lane Departure Warning⁵
- Tire Pressure Monitoring System⁵ (excludes spare tire)

PERFORMANCE

- 6.6L V8 gas engine (401 hp [299 kW]/464 lb.-ft. [629 Nm] of torque)
- 4-wheel antilock disc brakes with Duralife® brake rotors
- Allison® 10-speed automatic transmission
- Auto-locking rear differential
- Integrated trailer brake controller
- StabiliTrak® Electronic Stability Control System with Proactive Roll Avoidance and Traction Control, includes electronic Trailer Sway Control and Hill Start Assist

PRODUCTIVITY + DRIVE EXPERIENCE

- Built-in Wi-Fi® hotspot⁸ (data plan required)
- 4-way manual driver and front passenger seats
- 40/20/40 three-passenger split-bench front seat with covered armrest storage and underseat storage (lockable)
- 60/40 folding rear bench seat (Crew Cab)
- Bluetooth® wireless technology¹⁰ for select phones
- Cargo area lamps
- Cargo bed tie-downs (12)
- Chevrolet Infotainment 3²⁵ with 7-inch diagonal HD colour touch-screen
- CornerStep rear bumper and side BedStep
- Cruise control⁵
- Daytime Running Lamps with automatic exterior lamp control
- Embedded OnStar® hardware, plus 8 years of OnStar Fleet Basics¹¹
- Power door locks
- Push Button Start
- Recovery hooks¹³
- Remote Keyless Entry with 2 transmitters
- Rubberized-vinyl floor covering
- Vertical, high-visibility trailering mirrors with manual fold and extension
- Wireless Apple CarPlay^{®22} and Android Auto^{™23} compatibility

KEY AVAILABLE FEATURES

Optional features vary by trim level and may require the purchase of a package. See Order Guide for details.

- 6.6L Duramax® Turbo-Diesel V8 engine (470 hp [350.5 kW]/975 lb.-ft. [1322 Nm] of torque)
- 10-way power driver seat
- 12.3-inch diagonal multi-colour Driver Information Centre
- 15-inch diagonal multi-colour Head-Up Display
- 120-volt power outlet, bed-mounted
- Adaptive Cruise Control⁵
- Auto-dimming inside rearview mirror
- Bed View Camera⁵
- Carpeted floor covering with rubberized-vinyl floor mats
- Chevrolet Infotainment 3 Premium²⁵ with 13.4-inch diagonal HD colour touch-screen and Google built-in⁹ compatibility (subscription[s] required for full functionality)
- Dual-zone automatic climate control
- E85 FlexFuel capability
- Front and Rear Park Assist⁵
- Gooseneck/5th-Wheel Prep Package²
- HD Surround Vision⁵
- Heated front- and second-row outboard seats
- Heated, wrapped steering wheel with audio controls
- Hill Descent Control
- Hitch Guidance⁵ with Hitch View⁵

- Keyless Open and Start
- Lane Change Alert with Side Blind Zone Alert⁵
- Max Trailering Package²
- Multi-Flex Tailgate with six functional load/access features
- Pickup box delete
- Power-adjustable vertical trailering mirrors with heated and auto-dimming upper glass, lower convex mirrors, turn signal indicators, auxiliary and perimeter lighting, and puddle lamps
- Power sunroof
- Power Take Off (PTO)
- Power Up/Down, power lock/release tailgate
- Rear Camera Mirror⁵
- Rear Cross Traffic Alert⁵
- Remote Start
- Safety Alert Seat⁵
- Snow Plow Prep Package²⁷
- Trailer Side Blind Zone Alert⁵
- Trailer Tire Pressure Monitoring System (excludes spare tire)
- Universal Vehicle Module
- Upfitter switches²⁷ (5)
- Ventilated front seats
- Wireless compatible device charging²⁶

At time of printing. Check vehicle Order Guide at time of vehicle order.

MODEL AVAILABILITY & SPECIFICATIONS

2025 CHEVROLET SILVERADO 2500 HD/3500 HD



U.S. model shown with optional equipment.

2500 HD							
Cab Type	Drivetrain	Box Length	Wheelbase	Max. GVWR ²⁰	Max. Payload ¹⁹ <small>(NOTE: When properly equipped. Available engine or equipment may be required. See dealer for required specifications.)</small>	Max. Conventional Trailering ² <small>(NOTE: When properly equipped. Available engine or equipment may be required. See dealer for required specifications.)</small>	Max. Gooseneck/5th-Wheel Trailering ² <small>(NOTE: When properly equipped. Available engine or equipment may be required. See dealer for required specifications.)</small>
Regular Cab (seats up to 3)	2WD	2438 mm [8']	3596 mm [142 in.]	4876 kg [10,750 lbs.]	1851 kg [4,081 lbs.]	6577 kg [14,500 lbs.]	10170 kg [22,420 lbs.]
	4WD	2438 mm [8']	3596 mm [142 in.]	5001 kg [11,025 lbs.]	1829 kg [4,033 lbs.]	6577 kg [14,500 lbs.]	10002 kg [22,050 lbs.]
Double Cab (seats up to 6)	2WD	2057 mm [6' 9"]	3795 mm [149 in.]	4944 kg [10,900 lbs.]	1725 kg [3,802 lbs.]	6577 kg [14,500 lbs.]	8437 kg [18,600 lbs.]
	4WD	2057 mm [6' 9"]	3795 mm [149 in.]	5080 kg [11,200 lbs.]	1703 kg [3,755 lbs.]	6577 kg [14,500 lbs.]	8256 kg [18,200 lbs.]
	2WD	2438 mm [8']	4127 mm [162 in.]	5035 kg [11,100 lbs.]	1760 kg [3,880 lbs.]	8119 kg [17,900 lbs.]	8346 kg [18,400 lbs.]
	4WD	2438 mm [8']	4127 mm [162 in.]	5194 kg [11,450 lbs.]	1781 kg [3,926 lbs.]	7983 kg [17,600 lbs.]	8165 kg [18,000 lbs.]
Crew Cab (seats up to 6)	2WD	2057 mm [6' 9"]	4037 mm [159 in.]	5012 kg [11,050 lbs.]	1723 kg [3,798 lbs.]	9072 kg [20,000 lbs.]	9757 kg [21,510 lbs.]
	4WD	2057 mm [6' 9"]	4037 mm [159 in.]	5148 kg [11,350 lbs.]	1714 kg [3,779 lbs.]	9072 kg [20,000 lbs.]	9798 kg [21,600 lbs.]
	2WD	2438 mm [8']	4369 mm [172 in.]	5080 kg [11,200 lbs.]	1767 kg [3,895 lbs.]	9072 kg [20,000 lbs.] ⁴²	10011 kg [22,070 lbs.] ⁴²
	4WD	2438 mm [8']	4369 mm [172 in.]	5239 kg [11,550 lbs.]	1786 kg [3,937 lbs.]	9072 kg [20,000 lbs.] ⁴²	9748 kg [21,490 lbs.] ⁴²

3500 HD							
Cab Type	Drivetrain	Box Length	Wheelbase	Max. GVWR ²⁰	Max. Payload ¹⁹ <small>(NOTE: When properly equipped. Available engine or equipment may be required. See dealer for required specifications.)</small>	Max. Conventional Trailering ² <small>(NOTE: When properly equipped. Available engine or equipment may be required. See dealer for required specifications.)</small>	Max. Gooseneck/5th-Wheel Trailering ² <small>(NOTE: When properly equipped. Available engine or equipment may be required. See dealer for required specifications.)</small>
Regular Cab	2WD SRW	2438 mm [8']	3596 mm [142 in.]	5216 kg [11,500 lbs.]	2079 kg [4,583 lbs.]	6577 kg [14,500 lbs.]	10170 kg [22,420 lbs.]
	2WD DRW	2438 mm [8']	3596 mm [142 in.]	6350 kg [14,000 lbs.]	3307 kg [7,290 lbs.]	9072 kg [20,000 lbs.]	16330 kg [36,000 lbs.]

SCROLL FOR MORE CONTENT




2025

GMC SIERRA 2500 HEAVY DUTY/3500 HEAVY DUTY

AVAILABLE MODELS

Sierra 2500 Heavy Duty		Sierra 3500 Heavy Duty	
Pro 2WD or 4WD	1SA	Pro 2WD or 4WD, SRW/DRW	1SA
SLE 2WD or 4WD	3SA	SLE 2WD or 4WD, SRW/DRW	3SA
SLT 2WD or 4WD	4SA	SLT 2WD or 4WD, SRW/DRW	4SA
AT4 4WD	4SB	AT4 4WD, SRW	4SB
AT4X 4WD	4SG	Denali 4WD, SRW/DRW	5SA
Denali 4WD	5SA	Denali Ultimate 4WD, SRW/DRW	5SB
Denali Ultimate 4WD	5SB		

EXTERIOR COLOURS



NOTE: Availability varies by trim level, and select colours may require additional charges. See Order Guide for details.

U.S. model shown with optional equipment.

HIGHLIGHTS



AVAILABLE
DURAMAX®
6.6L Turbo-Diesel
V8 Engine



UP TO
**975 LB.-FT.
[1322 NM]**
Max. Torque with Available
Turbo-Diesel Engine



UP TO
**470 HP
[350.5 KW]**
Max. Horsepower with
Available Diesel Engine



KEY STANDARD FEATURES

Features based on 2500 Heavy Duty Pro 2WD model with 1SA equipment group.

SAFETY + SECURITY

HD Rear Vision Camera⁵ with pickup box

Hitch Guidance⁵

Sierra HD Pro Safety, includes Forward Collision Alert⁵, Following Distance Indicator⁵, Front Pedestrian Braking⁵, IntelliBeam[®] auto high beam control⁵, Lane Departure Warning⁵, Buckle to Drive⁵ and Automatic Emergency Braking⁵

Tire Pressure Monitoring System⁵ (excludes spare tire), auto learn, includes Tire Fill Alert

PERFORMANCE

6.6L V8 gas engine (401 hp [299 kW]/464 lb.-ft. [629 Nm] of torque)

4-wheel antilock disc brakes with Duralife[®] brake rotors

Allison[®] 10-speed automatic transmission

Auto-locking rear differential

Integrated trailer brake controller

StabiliTrak[®] Electronic Stability Control System with Proactive Roll Avoidance and Traction Control, includes electronic Trailer Sway Control and Hill Start Assist

PRODUCTIVITY + DRIVE EXPERIENCE

Built-in Wi-Fi[®] hotspot⁸ (data plan required)

4-way manual driver and front passenger seats

40/20/40 three-passenger split-bench front seat with covered armrest storage and underseat storage (lockable)

60/40 folding rear bench seat (Crew or Double Cab)

Bluetooth[®] wireless technology¹⁰ for select phones

Cargo area lamps

Cargo bed tie-downs (12)

CornerStep rear bumper and side BedStep

Cruise control⁵

Embedded OnStar[®] hardware, plus 8 years of OnStar Fleet Basics¹¹

GMC Infotainment System²⁵ with 7-inch diagonal HD colour touch-screen

LED signature Daytime Running Lamps

Power door locks

Push Button Start

Recovery hooks¹³

Remote Keyless Entry

Rubberized-vinyl floor covering

Vertical, high-visibility trailering mirrors with manual fold and extension

Wireless Apple CarPlay^{®22} and Android Auto^{TM23} compatibility

KEY AVAILABLE FEATURES

Optional features vary by trim level and may require the purchase of a package. See Order Guide for details.

6.6L Duramax[®] Turbo-Diesel V8 engine (470 hp [350.5 kW]/975 lb.-ft. [1322 Nm] of torque)

10-, 12- or 16-way power driver and front passenger seats

12.3-inch diagonal reconfigurable multi-colour Driver Information Centre

13.4-inch diagonal GMC Infotainment System²⁵ with Google built-in⁹ compatibility and navigation system through Google built-in⁹ compatibility (subscription[s] required for full functionality)

15-inch diagonal multi-colour Head-Up Display

120-volt power outlet, bed-mounted

Adaptive Cruise Control⁵

Auto-dimming inside rearview mirror

Bed View Camera⁵

Carpeted floor covering

Dual-zone automatic climate control

E85 FlexFuel capability

Front and Rear Park Assist⁵

GMC MultiPro Tailgate with six functional load/access features

Gooseneck/5th-Wheel Prep Package²

HD Surround Vision⁵

Heated front- and second-row outboard seats

Heated, leather-wrapped steering wheel with audio controls

Hill Descent Control

Keyless Open and Start

Lane Change Alert with Side Blind Zone Alert⁵

Max Trailering Package²

Pickup box delete

Power-adjustable vertical trailering mirrors with heated and auto-dimming upper glass, lower convex mirrors, turn signal indicators, auxiliary and perimeter lighting, and puddle lamps with power fold and extension

Power sunroof

Power Take Off (PTO)

ProGrade Trailering System²

Rear Camera Mirror⁵

Rear Cross Traffic Alert⁵

Remote Start

Safety Alert Seat⁵

Snow Plow Prep Package²⁷

Trailer Side Blind Zone Alert⁵

Trailer Tire Pressure Monitoring System (excludes spare tire)

Universal Vehicle Module

Upfitter switches²⁷ (5)

Ventilated front seats

Wireless compatible device charging²⁶

X31 Off-Road Package

At time of printing. Check vehicle Order Guide at time of vehicle order.

MODEL AVAILABILITY & SPECIFICATIONS

2025 GMC SIERRA 2500 HEAVY DUTY/ 3500 HEAVY DUTY



U.S. model shown with optional equipment.

2500 Heavy Duty							
Cab Type	Drivetrain	Box Length	Wheelbase	Max. GVWR ²⁰	Max. Payload ¹⁹ <small>(NOTE: When properly equipped. Available engine or equipment may be required. See dealer for required specifications.)</small>	Max. Conventional Trailering ² <small>(NOTE: When properly equipped. Available engine or equipment may be required. See dealer for required specifications.)</small>	Max. Gooseneck/ 5th-Wheel Trailering ² <small>(NOTE: When properly equipped. Available engine or equipment may be required. See dealer for required specifications.)</small>
Regular Cab (seats up to 3)	2WD	2438 mm [8']	3596 mm [142 in.]	4876 kg [10,750 lbs.]	1851 kg [4,081 lbs.]	6577 kg [14,500 lbs.]	10156 kg [22,390 lbs.]
	4WD	2438 mm [8']	3596 mm [142 in.]	4971 kg [10,960 lbs.]	1829 kg [4,033 lbs.]	6577 kg [14,500 lbs.]	9979 kg [22,000 lbs.]
Double Cab (seats up to 6)	2WD	2057 mm [6' 9"]	3795 mm [149 in.]	4944 kg [10,900 lbs.]	1725 kg [3,802 lbs.]	6577 kg [14,500 lbs.]	8437 kg [18,600 lbs.]
	4WD	2057 mm [6' 9"]	3795 mm [149 in.]	5080 kg [11,200 lbs.]	1703 kg [3,755 lbs.]	6577 kg [14,500 lbs.]	8256 kg [18,200 lbs.]
	2WD	2438 mm [8']	4127 mm [162 in.]	5035 kg [11,100 lbs.]	1760 kg [3,880 lbs.]	8119 kg [17,900 lbs.]	8346 kg [18,400 lbs.]
	4WD	2438 mm [8']	4127 mm [162 in.]	5194 kg [11,450 lbs.]	1781 kg [3,926 lbs.]	7983 kg [17,600 lbs.]	8165 kg [18,000 lbs.]
Crew Cab (seats up to 6)	2WD	2057 mm [6' 9"]	4037 mm [159 in.]	5012 kg [11,050 lbs.]	1723 kg [3,798 lbs.]	9072 kg [20,000 lbs.]	9757 kg [21,510 lbs.]
	4WD	2057 mm [6' 9"]	4037 mm [159 in.]	5148 kg [11,350 lbs.]	1714 kg [3,779 lbs.]	9072 kg [20,000 lbs.]	9798 kg [21,600 lbs.]
	2WD	2438 mm [8']	4369 mm [172 in.]	5080 kg [11,200 lbs.]	1767 kg [3,895 lbs.]	9072 kg [20,000 lbs.]	9920 kg [21,870 lbs.]
	4WD	2438 mm [8']	4369 mm [172 in.]	5239 kg [11,550 lbs.]	1786 kg [3,937 lbs.]	9072 kg [20,000 lbs.]	9752 kg [21,500 lbs.]

3500 Heavy Duty							
Cab Type	Drivetrain	Box Length	Wheelbase	Max. GVWR ²⁰	Max. Payload ¹⁹ <small>(NOTE: When properly equipped. Available engine or equipment may be required. See dealer for required specifications.)</small>	Max. Conventional Trailering ² <small>(NOTE: When properly equipped. Available engine or equipment may be required. See dealer for required specifications.)</small>	Max. Gooseneck/ 5th-Wheel Trailering ² <small>(NOTE: When properly equipped. Available engine or equipment may be required. See dealer for required specifications.)</small>
Regular Cab	2WD SRW	2438 mm [8']	3596 mm [142 in.]	5216 kg [11,500 lbs.]	2079 kg [4,583 lbs.]	6577 kg [14,500 lbs.]	10170 kg [22,420 lbs.]
	2WD DRW	2438 mm [8']	3596 mm [142 in.]	6350 kg [14,000 lbs.]	3307 kg [7,290 lbs.]	9072 kg [20,000 lbs.]	16330 kg [36,000 lbs.]

SCROLL FOR MORE CONTENT



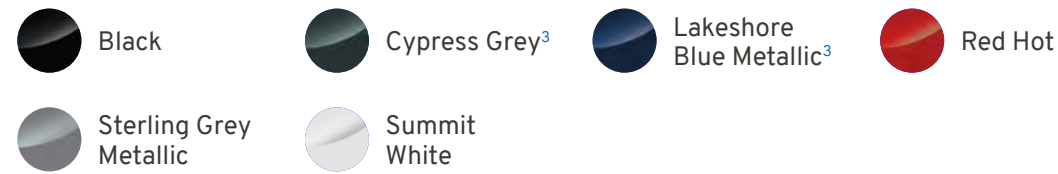
2025

CHEVROLET SILVERADO 3500 HD CHASSIS CAB

AVAILABLE MODELS

Work Truck 2WD or 4WD Regular Cab DRW	1WT
Work Truck 2WD or 4WD Crew Cab DRW	1WT
LT 2WD or 4WD Regular Cab DRW	1LT
LT 2WD or 4WD Crew Cab DRW	1LT

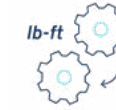
EXTERIOR COLOURS



NOTE: Availability varies by trim level, and select colours may require additional charges. See Order Guide for details.

U.S. model shown with optional equipment.

HIGHLIGHTS



UP TO
975 LB.-FT.
[1322 NM]
Max. Torque with Available Diesel Turbo-Diesel Engine



STANDARD
10-SPEED
Allison® Automatic Transmission



UPFIT²⁷
Two Cab-to-Axle Options



KEY STANDARD FEATURES

Features based on Work Truck 2WD model with 1WT equipment group.

SAFETY + SECURITY

- Automatic Emergency Braking⁵
- Buckle to Drive⁵
- Following Distance Indicator⁵
- Forward Collision Alert⁵
- Front Pedestrian Braking⁵
- IntelliBeam® auto high beam control⁵
- Tire Pressure Monitoring System⁵ (excludes spare tire) with Tire Fill Alert

PERFORMANCE

- 6.6L V8 gas engine (401 hp [299 kW]/464 lb.-ft. [629 Nm] of torque)
- 4-wheel antilock disc brakes with Duralife® brake rotors
- Allison® 10-speed automatic transmission
- Dual-rear wheels
- External engine oil cooler
- External transmission oil cooler
- Heavy-duty locking rear differential
- High-capacity air filter
- Integrated trailer brake controller
- StabiliTrak® Electronic Stability Control System with Proactive Roll Avoidance and Traction Control, includes electronic Trailer Sway Control and Hill Start Assist

PRODUCTIVITY + DRIVE EXPERIENCE

- Built-in Wi-Fi® hotspot⁸ (data plan required)
- 4-way manual driver and front passenger seats
- 40/20/40 split-bench front seat with covered armrest storage and lockable underseat storage
- 60/40 folding rear bench seat (Crew Cab)
- Bluetooth® wireless technology¹⁰ for select phones
- Cargo area lamp with cab-mounted switch
- Chevrolet Infotainment 3²⁵ with 7-inch diagonal HD colour touch-screen
- Daytime Running Lamps with automatic exterior lamp control
- Embedded OnStar® hardware, plus 8 years of OnStar Fleet Basics¹¹
- LED roof-marker lamps (Smoked Amber)
- Power door locks
- Recovery hooks¹³ (Black)
- Remote Keyless Entry with 2 transmitters
- Rubberized-vinyl floor covering
- Universal Vehicle Module
- USB ports¹⁶ (2, located on instrument panel)
- Wireless Apple CarPlay²² and Android Auto^{TM23} compatibility

KEY AVAILABLE FEATURES

Optional features vary by trim level and may require the purchase of a package. See Order Guide for details.

- 6.6L Duramax® Turbo-Diesel V8 engine (470 hp [350.5 kW]/975 lb.-ft. [1322 Nm] of torque)
- 2-speed Autotrac® transfer case (4WD models)
- 10-way power driver seat
- 12.3-inch diagonal multi-colour Driver Information Centre
- 120-volt power outlet
- Ambulance/Fire/Rescue Package²⁷
- Auto-dimming inside rearview mirror
- Carpeted floor covering with rubberized-vinyl floor mats
- Chevrolet Infotainment 3 Premium²⁵ with 13.4-inch diagonal HD colour touch-screen and Google built-in⁹ compatibility (subscription[s] required for full functionality)
- Dual-zone automatic climate control
- Front bucket seats with centre console
- Heated front seats
- Heated, wrapped steering wheel
- Keyless Open and Start
- Manual tilt/telescoping steering column
- Power-adjustable vertical trailering mirrors with heated and auto-dimming upper glass, lower convex mirrors, turn signal indicators, auxiliary and perimeter lighting, and puddle lamps

- Rear-window electric defogger
- Recovery hooks¹³ (chrome)
- Remote Start
- Snow Plow Prep Package²⁷
- Upfitter switches²⁷ (5)
- USB ports¹⁶ (2, located inside centre console)
- USB ports¹⁶, rear, dual charge-only
- Wide-track rear axle
- Wireless compatible device charging²⁶

At time of printing. Check vehicle Order Guide at time of vehicle order.

MODEL AVAILABILITY & SPECIFICATIONS

2025 CHEVROLET SILVERADO 3500 HD CHASSIS CAB



U.S. model shown with optional equipment.

3500 HD Chassis Cab								
Cab Type	Drivetrain	Cable to Axle	Wheelbase	Max. Payload ¹⁹ (NOTE: Requires 6.6L V8 gas engine.)	Max. GVWR ²⁰	Max. GCWR ⁴⁰ (NOTE: Requires available 6.6L Duramax® Turbo-Diesel V8 engine.)	Max. GAWR ⁴¹ (Front) (NOTE: Requires available 6.6L Duramax® Turbo-Diesel V8 engine.)	Max. GAWR ⁴¹ (Rear) (NOTE: Requires available 6.6L Duramax® Turbo-Diesel V8 engine.)
Regular Cab	2WD DRW	1524 mm [60 in.]	3716 mm [146 in.]	3314 kg [7,306 lbs.]	6350 kg [14,000 lbs.]	18144 kg [40,000 lbs.]	2359 kg [5,200 lbs.]	4717 kg [10,400 lbs.]
	4WD DRW	1524 mm [60 in.]	3716 mm [146 in.]	3155 kg [6,955 lbs.]	6350 kg [14,000 lbs.]	18144 kg [40,000 lbs.]	2359 kg [5,200 lbs.]	4717 kg [10,400 lbs.]
	2WD DRW	2146 mm [84.5 in.]	4339 mm [171 in.]	3260 kg [7,188 lbs.]	6350 kg [14,000 lbs.]	18144 kg [40,000 lbs.]	2540 kg [5,600 lbs.]	4717 kg [10,400 lbs.]
	4WD DRW	2146 mm [84.5 in.]	4339 mm [171 in.]	3121 kg [6,881 lbs.]	6350 kg [14,000 lbs.]	18144 kg [40,000 lbs.]	2540 kg [5,600 lbs.]	4717 kg [10,400 lbs.]
Crew Cab	2WD DRW	1524 mm [60 in.]	4490 mm [177 in.]	3074 kg [6,777 lbs.]	6350 kg [14,000 lbs.]	18144 kg [40,000 lbs.]	2540 kg [5,600 lbs.]	4717 kg [10,400 lbs.]
	4WD DRW	1524 mm [60 in.]	4490 mm [177 in.]	2918 kg [6,432 lbs.]	6350 kg [14,000 lbs.]	18144 kg [40,000 lbs.]	2540 kg [5,600 lbs.]	4717 kg [10,400 lbs.]




2025 GMC SIERRA 3500 HEAVY DUTY CHASSIS CAB

AVAILABLE MODELS

Pro 2WD or 4WD Regular Cab DRW	1SA
Pro 2WD or 4WD Crew Cab DRW	1SA
SLE 2WD or 4WD Regular Cab DRW	3SA
SLE 2WD or 4WD Crew Cab DRW	3SA


EXTERIOR COLOURS



NOTE: Availability varies by trim level, and select colours may require additional charges. See Order Guide for details.

U.S. model shown with optional equipment.

HIGHLIGHTS

 UP TO
**975 LB.-FT.
[1322 NM]**
Max. Torque with
Available Turbo-Diesel
Engine

 STANDARD
10-SPEED
Allison® Automatic
Transmission

 **UPFIT²⁷**
Two Cab-to-Axle Options

KEY STANDARD FEATURES

Features based on Pro 2WD model with 1SA equipment group.

SAFETY + SECURITY

Sierra HD Pro Safety, includes Automatic Emergency Braking⁵, Buckle to Drive, Front Pedestrian Braking⁵, Lane Departure Warning⁵, Following Distance Indicator⁵, Forward Collision Alert⁵ and IntelliBeam® auto high beam control⁵

Tire Pressure Monitoring System⁵ (excludes spare tire) with Tire Fill Alert

PERFORMANCE

6.6L V8 gas engine (401 hp [299 kW]/464 lb.-ft. [629 Nm] of torque)

4-wheel antilock disc brakes with Duralife® brake rotors

Allison® 10-speed automatic transmission

Dual-rear wheels

External engine oil cooler

External transmission oil cooler

Heavy-duty locking rear differential

High-capacity air filter

Integrated trailer brake controller

StabiliTrak® Electronic Stability Control System with Proactive Roll Avoidance and Traction Control, includes electronic Trailer Sway Control and Hill Start Assist

PRODUCTIVITY + DRIVE EXPERIENCE

Built-in Wi-Fi® hotspot⁸ (data plan required)

40/20/40 three-passenger split-bench front seat with upper covered armrest storage and lockable underseat storage

60/40 folding rear bench seat (Crew Cab)

Bluetooth® wireless technology¹⁰ for select phones

Cargo area lamps

Cruise control¹⁵

Embedded OnStar® hardware, plus 8 years of OnStar Fleet Basics¹¹

Front recovery hooks¹³

GMC Infotainment System²⁵ with 7-inch diagonal colour touch-screen

LED animated projector headlamps

LED signature Daytime Running Lamps

Power door locks

Push Button Start

Remote Keyless Entry

Rubberized-vinyl floor covering

Universal Vehicle Module

USB ports¹⁶ (2, located on instrument panel)

Vertical, high-visibility trairling mirrors with manual fold and extension

Wireless Apple CarPlay^{®22} and Android Auto^{™23} compatibility

KEY AVAILABLE FEATURES

Optional features vary by trim level and may require the purchase of a package. See Order Guide for details.

6.6L Duramax® Turbo-Diesel V8 engine (470 hp [350.5 kW]/975 lb.-ft. [1322 Nm] of torque)

10-way power driver seat

12-inch diagonal multi-colour Driver Information Centre

13.4-inch diagonal Premium GMC Infotainment System²⁵ with Google built-in⁹ compatibility (subscription[s] required for full functionality)

120-volt power outlet

Ambulance/Fire/Rescue Package²⁷

Carpeted floor covering with rubberized-vinyl floor mats

Dual-zone automatic climate control

Front bucket seats with centre console

Heated front outboard seats

Heated, wrapped steering wheel with mounted audio controls

Keyless Open and Start

Power-adjustable vertical trairling mirrors with heated and auto-dimming upper glass, lower convex mirrors, turn signal indicators, auxiliary and perimeter lighting, and puddle lamps

Power Take Off (PTO)

Rear seatback storage compartment

Rear-window electric defogger

Remote Start

Available SiriusXM^{®14} or SiriusXM^{®14} with 360L¹⁵

Snow Plow Prep Package²⁷

Upfitter switches²⁷ (5)

Wireless compatible device charging²⁶

AVAILABLE FLEET PACKAGE

Fleet Convenience Package (includes power-adjustable vertical trairling mirrors with heated upper glass)

At time of printing. Check vehicle Order Guide at time of vehicle order.



MODEL AVAILABILITY & SPECIFICATIONS

2025 GMC SIERRA 3500 HEAVY DUTY CHASSIS CAB



U.S. model shown with optional equipment.

3500 Heavy Duty Chassis Cab								
Cab Type	Drivetrain	Cable to Axle	Wheelbase	Max. Payload ¹⁹ (NOTE: Requires 6.6L V8 gas engine.)	Max. GVWR ²⁰	Max. GCWR ⁴⁰ (NOTE: Requires available 6.6L Duramax® Turbo-Diesel V8 engine.)	Max. GAWR ⁴¹ (Front) (NOTE: Requires available 6.6L Duramax® Turbo-Diesel V8 engine.)	Max. GAWR ⁴¹ (Rear) (NOTE: Requires available 6.6L Duramax® Turbo-Diesel V8 engine.)
Regular Cab	2WD DRW	1524 mm [60 in.]	3716 mm [146 in.]	3314 kg [7,306 lbs.]	6350 kg [14,000 lbs.]	18144 kg [40,000 lbs.]	2359 kg [5,200 lbs.]	4717 kg [10,400 lbs.]
	4WD DRW	1524 mm [60 in.]	3716 mm [146 in.]	3155 kg [6,955 lbs.]	6350 kg [14,000 lbs.]	18144 kg [40,000 lbs.]	2359 kg [5,200 lbs.]	4717 kg [10,400 lbs.]
	2WD DRW	2146 mm [84.5 in.]	4339 mm [171 in.]	3260 kg [7,188 lbs.]	6350 kg [14,000 lbs.]	18144 kg [40,000 lbs.]	2540 kg [5,600 lbs.]	4717 kg [10,400 lbs.]
	4WD DRW	2146 mm [84.5 in.]	4339 mm [171 in.]	3121 kg [6,881 lbs.]	6350 kg [14,000 lbs.]	18144 kg [40,000 lbs.]	2540 kg [5,600 lbs.]	4717 kg [10,400 lbs.]
Crew Cab	2WD DRW	1524 mm [60 in.]	4491 mm [177 in.]	3074 kg [6,777 lbs.]	6350 kg [14,000 lbs.]	18144 kg [40,000 lbs.]	2540 kg [5,600 lbs.]	4717 kg [10,400 lbs.]
	4WD DRW	1524 mm [60 in.]	4491 mm [177 in.]	2918 kg [6,432 lbs.]	6350 kg [14,000 lbs.]	18144 kg [40,000 lbs.]	2722 kg [6,000 lbs.]	4717 kg [10,400 lbs.]



Vans



CLICK VEHICLE NAME BELOW TO SEE DIMENSIONS + CAPACITIES 




2024 U.S. model shown with optional equipment.

CHEVROLET EXPRESS PASSENGER VAN

[View Full Details](#)

Configurations	Regular, Extended
Wheelbase	3434 mm/3940 mm [135 in./155 in.]
Overall length	5688 mm/6196 mm [223.9 in./243.9 in.]
Overall width	2013 mm [79.2 in.]
Max. seating capacity	Up to 15
Max. cargo volume ¹	6187.9 L /7235.8 L [218.5 cu. ft./255.5 cu. ft.]
Max. payload ¹⁹	1157 kg [2,550 lbs.] (2500) 1606 kg [3,540 lbs.] (3500)
Max. trailering capacity ² on a properly equipped vehicle	4355 kg [9,600 lbs.]
Max. GVWR ²⁰	3901 kg [8,600 lbs.] (2500) 4491 kg [9,900 lbs.] (3500)



CLICK VEHICLE NAME BELOW TO SEE DIMENSIONS + CAPACITIES 



U.S. model shown with optional equipment.

GMC SAVANA PASSENGER VAN

[View Full Details](#)

Configurations	Regular, Extended
Wheelbase	3434 mm/3940 mm [135 in./155 in.]
Overall length	5688 mm/6196 mm [223.9 in./243.9 in.]
Overall width	2013 mm [79.2 in.]
Max. seating capacity	Up to 15
Max. cargo volume ¹	6187.9 L /7235.8 L [218.5 cu. ft./255.5 cu. ft.]
Max. payload ¹⁹	1157 kg [2,550 lbs.] (2500) 1606 kg [3,540 lbs.] (3500)
Max. trailering capacity ² on a properly equipped vehicle	4355 kg [9,600 lbs.]
Max. GVWR ²⁰	3901 kg [8,600 lbs.] (2500) 4491 kg [9,900 lbs.] (3500)



CLICK VEHICLE NAME BELOW TO SEE DIMENSIONS + CAPACITIES 




2024 U.S. model shown with optional equipment.

CHEVROLET EXPRESS CARGO VAN

[View Full Details](#)

Configurations	Regular, Extended
Wheelbase	3433 mm/3941 mm [135 in./155 in.]
Overall length	5691 mm/6199 mm [224 in./244 in.]
Overall width	2013 mm [79.2 in.]
Max. seating capacity	5
Max. cargo volume ¹	6779.8 L /8031.6 L [239.4 cu. ft./283.6 cu. ft.]
Max. payload ¹⁹	1488 kg [3,280 lbs.] (2500) 1941 kg [4,280 lbs.] (3500)
Max. trailering capacity ² on a properly equipped vehicle	4536 kg [10,000 lbs.]
Max. GVWR ²⁰	3901 kg [8,600 lbs.] (2500) 4491 kg [9,900 lbs.] (3500)



CLICK VEHICLE NAME BELOW TO SEE DIMENSIONS + CAPACITIES 



U.S. model shown with optional equipment.

GMC SAVANA CARGO VAN

[View Full Details](#)

Configurations	Regular, Extended
Wheelbase	3433 mm/3941 mm [135 in./155 in.]
Overall length	5691 mm/6199 mm [224 in./244 in.]
Overall width	2013 mm [79.2 in.]
Max. seating capacity	5
Max. cargo volume ¹	6779.8 L /8031.6 L [239.4 cu. ft./283.6 cu. ft.]
Max. payload ¹⁹	1488 kg [3,280 lbs.] (2500) 1941 kg [4,280 lbs.] (3500)
Max. trailering capacity ² on a properly equipped vehicle	4536 kg [10,000 lbs.]
Max. GVWR ²⁰	3901 kg [8,600 lbs.] (2500) 4491 kg [9,900 lbs.] (3500)



CLICK VEHICLE NAME BELOW TO SEE DIMENSIONS + CAPACITIES 



U.S. model shown with optional equipment.

CHEVROLET EXPRESS CUTAWAY

[View Full Details](#)

Wheelbase	3531 mm/4039 mm/4496 mm [139 in./159 in./177 in.]
Overall length	6278 mm/6786 mm/7246 mm [247.1 in./267.1 in./285.2 in.]
Overall width	2013 mm [79.2 in.] (SRW) 2401 mm [94.5 in.] (DRW)
Cab to axle	2032 mm/2540 mm/2997 mm [80 in./100 in./118 in.]
Cab to end of frame	3771 mm/4279 mm/4736 mm [148.4 in./168.4 in./186.4 in.]
Max. payload ¹⁹	3211 kg [7,080 lbs.] (3500) 4046 kg [8,920 lbs.] (4500)
Max. GVWR ²⁰	5579 kg [12,300 lbs.] (3500) 6441 kg [14,200 lbs.] (4500)
Max. GCWR ⁴⁰	9072 kg [20,000 lbs.] (3500) 9072 kg [20,000 lbs.] (4500)



CLICK VEHICLE NAME BELOW TO SEE DIMENSIONS + CAPACITIES 



U.S. model shown with optional equipment.

GMC SAVANA CUTAWAY

[View Full Details](#)

Wheelbase	3531 mm/4039 mm/4496 mm [139 in./159 in./177 in.]
Overall length	6278 mm/6786 mm/7246 mm [247.1 in./267.1 in./285.2 in.]
Overall width	2013 mm [79.2 in.] (SRW) 2401 mm [94.5 in.] (DRW)
Cab to axle	2032 mm/2540 mm/2997 mm [80 in./100 in./118 in.]
Cab to end of frame	3771 mm/4279 mm/4736 mm [148.4 in./168.4 in./186.4 in.]
Max. payload ¹⁹	3211 kg [7,080 lbs.] (3500) 4046 kg [8,920 lbs.] (4500)
Max. GVWR ²⁰	5579 kg [12,300 lbs.] (3500) 6441 kg [14,200 lbs.] (4500)
Max. GCWR ⁴⁰	9072 kg [20,000 lbs.] (3500) 9072 kg [20,000 lbs.] (4500)



2025

CHEVROLET EXPRESS PASSENGER VAN

AVAILABLE MODELS

- 2500 Regular Wheelbase RWD 1LS/1LT
- 3500 Regular Wheelbase RWD 1LS/1LT
- 3500 Extended Wheelbase RWD 1LS/1LT

EXTERIOR COLOURS

-  Black
-  Red Hot
-  Silver Ice Metallic
-  Summit White

NOTE: Availability varies by trim level, and select colours may require additional charges. See Order Guide for details.

2024 U.S. model shown with optional equipment.

HIGHLIGHTS



AVAILABLE
**6.6L V8
GAS ENGINE**



UP TO 15
Max. Seating Capacity
with Extended Wheelbase



AVAILABLE
**SLIDING
PASSENGER-
SIDE DOOR**



KEY STANDARD FEATURES

Features based on Express Passenger LS model with 1LS equipment group.

SAFETY + SECURITY

- Enhanced technology glass
- Rear Vision Camera (in-mirror)⁵
- Theft-deterrent system
- Tire Pressure Monitoring System⁵ (excludes spare tire)

PERFORMANCE

- 4.3L V6 gas engine (276 hp [206 kW]/298 lb.-ft. [404 Nm] of torque)
- 8-speed automatic transmission
- 4-wheel antilock disc brakes
- Cruise Grade Braking, Powertrain Grade Braking and Tap-Up/Tap-Down Driver Shift Control
- Engine block heater
- External engine oil cooler
- Hill Start Assist
- StabiliTrak[®] Electronic Stability Control System
- Tow/Haul Mode

PRODUCTIVITY + DRIVE EXPERIENCE

- 12-passenger seating
- 12-volt power outlets (2)
- 16-inch wheels
- 120-volt power outlet
- Air conditioning with rear auxiliary heating
- Body-on-frame
- Daytime Running Lamps
- Driver and front passenger assist handles
- Driver Information Centre
- Embedded OnStar[®] hardware, plus 8 years of OnStar Fleet Basics¹¹
- Full-length Black rubberized-vinyl floor covering
- Heated, power-adjustable, manual-folding outside mirrors
- High-back front bucket vinyl seats
- Oil-life monitor
- Power door locks with lock-out protection
- Power windows
- Rear-seat air vents
- Side-window defogger
- Single-zone manual air conditioning
- Swing-out passenger-side door

KEY AVAILABLE FEATURES

Optional features vary by trim level and may require the purchase of a package. See Order Guide for details.

- 6.6L V8 gas engine (401 hp [299 kW]/464 lb.-ft. [629 Nm] of torque)
- 6-way power driver and front passenger seat
- 15-passenger seating
- Chrome Appearance Package
- Communications Package (2500 LS only)
- Cruise control⁵
- Deluxe console with swing-out storage bin
- Dual batteries: 770 cold-cranking amps primary and isolated heavy-duty 770 cold-cranking amps
- Forward Collision Alert⁵
- Full-floor colour-keyed carpeting
- Heavy-duty battery with 770 cold-cranking amps
- Heavy-duty trairling equipment²
- Lane Departure Warning⁵
- Locking rear differential
- Rear Park Assist⁵
- Rear-window electric defogger
- Remote Keyless Entry with unauthorized entry notification
- Remote Start
- Side Blind Zone Alert⁵
- Sliding passenger-side door

Theft alarm notification³³

Trairling provisions²

Wiring junction block with 2 30-amp circuits

AVAILABLE FLEET PACKAGES

Paratransit Package²⁷ (See Order Guide for details.)

At time of printing. Check vehicle Order Guide at time of vehicle order.

2025 GMC SAVANA PASSENGER VAN

AVAILABLE MODELS

2500 Regular Wheelbase RWD 1LS/1LT
3500 Regular Wheelbase RWD 1LS/1LT
3500 Extended Wheelbase RWD 1LS/1LT

EXTERIOR COLOURS



NOTE: Availability varies by trim level, and select colours may require additional charges. See Order Guide for details.

U.S. model shown with optional equipment.

HIGHLIGHTS



AVAILABLE
**6.6L V8
GAS ENGINE**



UP TO 15
Max. Seating Capacity
with Extended Wheelbase



AVAILABLE
**SLIDING
PASSENGER-
SIDE DOOR**



KEY STANDARD FEATURES

Features based on Savana Passenger LS model with 1LS equipment group.

SAFETY + SECURITY

Enhanced technology glass
Rear Vision Camera (in-mirror)⁵
Theft-deterrent system
Tire Pressure Monitoring System⁵ (excludes spare tire)

PERFORMANCE

4.3L V6 gas engine (276 hp [206 kW]/298 lb.-ft. [404 Nm] of torque)
8-speed automatic transmission
4-wheel antilock disc brakes
Cruise Grade Braking, Powertrain Grade Braking and Tap-Up/Tap-Down Driver Shift Control
Engine block heater
External engine oil cooler
Hill Start Assist
StabiliTrak® Electronic Stability Control System
Tow/Haul Mode

PRODUCTIVITY + DRIVE EXPERIENCE

12-passenger seating
12-volt power outlets (2)
16-inch wheels
120-volt power outlet
Air conditioning with rear auxiliary heating
Body-on-frame
Daytime Running Lamps
Driver and front passenger assist handles
Driver Information Centre
Embedded OnStar® hardware, plus 8 years of OnStar Fleet Basics¹¹
Full-length Black rubberized-vinyl floor covering
Heated, power-adjustable, manual-folding outside mirrors
High-back front bucket vinyl seats
Oil-life monitor
Power door locks with lock-out protection
Power windows
Rear-seat air vents
Side-window defogger
Single-zone manual air conditioning
Swing-out passenger-side door

KEY AVAILABLE FEATURES

Optional features vary by trim level and may require the purchase of a package. See Order Guide for details.

6.6L V8 gas engine (401 hp [299 kW]/464 lb.-ft. [629 Nm] of torque)
6-way power driver and front passenger seat
15-passenger seating
Chrome Appearance Package
Communications Package (2500 LS only)
Cruise control⁵
Deluxe console with swing-out storage bin
Forward Collision Alert⁵
Full-floor colour-keyed carpeting
Heavy-duty battery with 770 cold-cranking amps
Heavy-duty trailering equipment²
Lane Departure Warning⁵
Locking rear differential
Rear Park Assist⁵
Rear-window electric defogger
Remote Keyless Entry with unauthorized entry notification
Remote Start
Side Blind Zone Alert⁵
Sliding passenger-side door
Theft alarm notification³³

Trailering provisions²

Wiring junction block with 2 30-amp circuits

AVAILABLE FLEET PACKAGES

Paratransit Package²⁷ (See Order Guide for details.)

At time of printing. Check vehicle Order Guide at time of vehicle order.

2025 CHEVROLET EXPRESS CARGO VAN

AVAILABLE MODELS

2500 Regular Wheelbase RWD	1WT
2500 Extended Wheelbase RWD	1WT
3500 Regular Wheelbase RWD	1WT
3500 Extended Wheelbase RWD	1WT

EXTERIOR COLOURS



NOTE: Availability varies by trim level, and select colours may require additional charges. See Order Guide for details.

2024 U.S. model shown with optional equipment.

HIGHLIGHTS



AVAILABLE
**6.6L V8
GAS ENGINE**



UP TO 5
**MAX. SEATING
CAPACITY**
With Available Express
Crew Van Package



AVAILABLE
**SLIDING
PASSENGER-
SIDE DOOR**



KEY STANDARD FEATURES

Features based on Express Cargo Work Van model with 1WT equipment group.

SAFETY + SECURITY

- Rear Vision Camera (in-mirror)⁵
- Theft-deterrent system
- Tire Pressure Monitoring System⁵ (excludes spare tire)

PERFORMANCE

- 4.3L V6 gas engine (276 hp [206 kW]/298 lb.-ft. [404 Nm] of torque)
- 8-speed automatic transmission
- 4-wheel antilock disc brakes
- Cruise Grade Braking, Powertrain Grade Braking and Tap-Up/ Tap-Down Driver Shift Control
- Engine block heater
- External engine oil cooler
- Hill Start Assist
- StabiliTrak Electronic Stability Control System
- Tow/Haul Mode

PRODUCTIVITY + DRIVE EXPERIENCE

- 12-volt power outlets (2)
- 120-volt power outlet
- 16-inch wheels
- Body-on-frame
- Cargo tie-downs; 6 D-rings on cargo area floor
- Daytime Running Lamps
- Driver and front passenger assist handles
- Driver Information Centre
- Embedded OnStar[®] hardware, plus 8 years of OnStar Fleet Basics¹¹
- Full-length Black rubberized-vinyl floor covering
- Heated, power-adjustable, manual-folding outside mirrors
- High-back front bucket seats (vinyl or cloth)
- LED cargo area lamps (3)
- Oil-life monitor
- Power door locks with lock-out protection
- Power windows
- Side-window defogger
- Single-zone manual air conditioning
- Swing-out passenger-side door

KEY AVAILABLE FEATURES

Optional features vary by trim level and may require the purchase of a package. See Order Guide for details.

- 6.6L V8 gas engine (401 hp [299 kW]/464 lb.-ft. [629 Nm] of torque)
- 5-passenger Express Crew Van Package
- 6-way power driver and front passenger seat
- Chrome Appearance Package
- Communications Package (2500 only)
- Cruise control⁵
- Dual batteries: 770 cold-cranking amps primary and isolated heavy-duty 770 cold-cranking amps
- Engine cover console with swing-out storage bin
- Forward Collision Alert⁵
- Heavy-duty battery with 770 cold-cranking amps
- Heavy-duty trailering equipment²
- Lane Departure Warning⁵
- Locking rear differential
- Rear auxiliary heater
- Rear Park Assist⁵
- Rear-seat air vents
- Rear-window electric defogger

- Remote Keyless Entry with unauthorized entry notification
- Remote Start
- Side Blind Zone Alert⁵
- Sliding passenger-side door
- Theft alarm notification³³
- Trailering provisions²
- Wiring junction block with 2 30-amp circuits

AVAILABLE FLEET PACKAGES

- Ambulance Package²⁷ ([Click here for details.](#))
- Hotel Shuttle Package²⁷ (See Order Guide for details.)
- Paratransit Package²⁷ (See Order Guide for details.)


At time of printing. Check vehicle Order Guide at time of vehicle order.

2025 GMC SAVANA CARGO VAN

AVAILABLE MODELS

2500 Regular Wheelbase RWD	1WT
2500 Extended Wheelbase RWD	1WT
3500 Regular Wheelbase RWD	1WT
3500 Extended Wheelbase RWD	1WT

EXTERIOR COLOURS



NOTE: Availability varies by trim level, and select colours may require additional charges. See Order Guide for details.

U.S. model shown with optional equipment.

HIGHLIGHTS



AVAILABLE
**6.6L V8
GAS ENGINE**



UP TO 5
**MAX. SEATING
CAPACITY**
With Available Savana
Crew Van Package



AVAILABLE
**SLIDING
PASSENGER-
SIDE DOOR**



KEY STANDARD FEATURES

Features based on Savana Cargo Work Van model with 1WT equipment group.

SAFETY + SECURITY

- Rear Vision Camera (in-mirror)⁵
- Theft-deterrent system
- Tire Pressure Monitoring System⁵ (excludes spare tire)

PERFORMANCE

- 4.3L V6 gas engine (276 hp [206 kW]/298 lb.-ft. [404 Nm] of torque)
- 8-speed automatic transmission
- 4-wheel antilock disc brakes
- Cruise Grade Braking, Powertrain Grade Braking and Tap-Up/ Tap-Down Driver Shift Control
- Engine block heater
- External engine oil cooler
- Hill Start Assist
- StabiliTrak[®] Electronic Stability Control System
- Tow/Haul Mode

PRODUCTIVITY + DRIVE EXPERIENCE

- 12-volt power outlets (2)
- 16-inch wheels
- 120-volt power outlet
- Body-on-frame
- Cargo tie-downs; 6 D-rings on cargo area floor
- Daytime Running Lamps
- Driver and front passenger assist handles
- Driver Information Centre
- Embedded OnStar[®] hardware, plus 8 years of OnStar Fleet Basics¹¹
- Full-length Black rubberized-vinyl floor covering
- Heated, power-adjustable, manual-folding outside mirrors
- High-back front bucket seats (vinyl or cloth)
- LED cargo area lamps (3)
- Oil-life monitor
- Power door locks with lock-out protection
- Power windows
- Side-window defogger
- Single-zone manual air conditioning
- Swing-out passenger-side door

KEY AVAILABLE FEATURES

Optional features vary by trim level and may require the purchase of a package. See Order Guide for details.

- 6.6L V8 gas engine (401 hp [299 kW]/464 lb.-ft. [629 Nm] of torque)
- 5-passenger Savana Crew Van Package
- 6-way power driver and front passenger seat
- Chrome Appearance Package
- Communications Package (2500 only)
- Cruise control⁵
- Dual batteries: 770 cold-cranking amps primary and isolated heavy-duty 770 cold-cranking amps
- Engine cover console with swing-out storage bin
- Forward Collision Alert⁵
- Heavy-duty battery with 770 cold-cranking amps
- Heavy-duty trailering equipment²
- Lane Departure Warning⁵
- Locking rear differential
- Rear auxiliary heater
- Rear Park Assist⁵
- Rear-seat air vents
- Rear-window electric defogger

- Remote Keyless Entry
- Remote Start
- Side Blind Zone Alert⁵
- Sliding passenger-side door
- Theft alarm notification³³
- Trailering provisions²
- Wiring junction block with 2 30-amp circuits

AVAILABLE FLEET PACKAGES

- Ambulance Package²⁷ ([Click here for details.](#))
- Hotel Shuttle Package²⁷ (See Order Guide for details.)
- Paratransit Package²⁷ (See Order Guide for details.)


At time of printing. Check vehicle Order Guide at time of vehicle order.

2025 CHEVROLET EXPRESS CUTAWAY

AVAILABLE MODELS

Work Van – 3531 mm [139-inch] wheelbase	1WT	4500 Van – 4039 mm [159-inch] wheelbase	2WT
Work Van – 4039 mm [159-inch] wheelbase	1WT	4500 Van – 4496 mm [177-inch] wheelbase	2WT
Work Van – 4496 mm [177-inch] wheelbase	1WT		

EXTERIOR COLOURS



Black



Red Hot



Silver Ice Metallic



Summit White

NOTE: Availability varies by trim level, and select colours may require additional charges. See Order Guide for details.

U.S. model shown with optional equipment.

HIGHLIGHTS



AVAILABLE
**6.6L V8
GAS ENGINE**



UP TO
**6441 KG
[14,200 LBS.]**
Max. Available GVWR²⁰



AVAILABLE
**ENHANCED
TOWING
PERFORMANCE
PACKAGE²**



KEY STANDARD FEATURES

Features based on Express Cutaway Work Van (1WT) and 4500 Van (2WT) unless otherwise shown.

SAFETY + SECURITY

Rear Vision Camera (in-mirror)⁵ (3531 mm [139-inch] and 4039 mm [159-inch] wheelbase Work Van only)

Theft-deterrent system

Tire Pressure Monitoring System⁵ (excludes spare tire) (Work Van with 4491 kg [9,900-lb.] GVWR²⁰ only)

PERFORMANCE

4.3L V6 gas engine (276 hp [206 kW]/298 lb.-ft. [404 Nm] of torque) with 8-speed automatic transmission (standard on 3531 mm [139-inch] wheelbase Work Van)

6.6L gas V8 engine (401 hp [299 kW]/464 lb.-ft. [629 Nm] of torque) with 8-speed heavy-duty automatic transmission (standard on 4039 mm [159-inch] and 4496 mm [177-inch] wheelbase Work Van and 4500 models)

4-wheel antilock disc brakes

150-amp alternator

Cruise Grade Braking, Powertrain Grade Braking and Tap-Up/Tap-Down Driver Shift Control

Engine block heater

External engine oil cooler

Hill Start Assist

StabiliTrak[®] Electronic Stability Control System

Tow/Haul Mode

PRODUCTIVITY + DRIVE EXPERIENCE

12-volt power outlets (2)

16-inch wheels

120-volt power outlet

Black rubberized-vinyl floor covering

Body-on-frame

Daytime Running Lamps

Driver and front passenger assist handles

Driver Information Centre

Embedded OnStar[®] hardware, plus 8 years of OnStar Fleet Basics¹¹

Front bucket vinyl seats

Heated, power-adjustable, manual-folding outside mirrors

Oil-life monitor

Side-window defogger

Single-zone manual air conditioning

KEY AVAILABLE FEATURES

Optional features vary by trim level and may require the purchase of a package. See Order Guide for details.

6.6L V8 gas engine (401 hp [299 kW]/464 lb.-ft. [629 Nm] of torque) with 8-speed heavy-duty automatic transmission (available on 3531 mm [139-inch] wheelbase Work Van only)

6-way power driver and front passenger seat

Chrome Appearance Package

Cruise control⁵

Dual batteries: 770 cold-cranking amps primary and isolated heavy-duty 770 cold-cranking amps

Dual rear wheels

Engine cover console with swing-out storage bin

Enhanced Towing Performance Package²

Extended mirrors

Forward Collision Alert⁵

Heavy-duty battery with 770 cold-cranking amps

High idle switch

Lane Departure Warning⁵

Locking rear differential

Power door locks

Power windows

Rear auxiliary heater

Rear Vision Camera Prep²⁷ (4496 mm [177-inch] wheelbase Work Van and 4500 Van)

Remote Keyless Entry with unauthorized entry notification

Remote Start

Theft alarm notification³³

Trailer provisions²

Wiring junction block with 2 30-amp circuits

AVAILABLE FLEET PACKAGES

Ambulance Package²⁷ ([Click here for details.](#))

RV Package²⁷ (See Order Guide for details.)

School Bus Package²⁷ ([Click here for details.](#))

Shuttle Bus Package²⁷ ([Click here for details.](#))

At time of printing. Check vehicle Order Guide at time of vehicle order.

2025 GMC SAVANA CUTAWAY

AVAILABLE MODELS

Work Van – 3531 mm [139-inch] wheelbase	1WT	4500 Van – 4039 mm [159-inch] wheelbase	2WT
Work Van – 4039 mm [159-inch] wheelbase	1WT	4500 Van – 4496 mm [177-inch] wheelbase	2WT
Work Van – 4496 mm [177-inch] wheelbase	1WT		

EXTERIOR COLOURS



NOTE: Availability varies by trim level, and select colours may require additional charges. See Order Guide for details.

HIGHLIGHTS



AVAILABLE
**6.6L V8
GAS ENGINE**



UP TO
**6441 KG
[14,200 LBS.]**
Max. Available GVWR²⁰



AVAILABLE
**ENHANCED
TOWING
PERFORMANCE
PACKAGE²**



KEY STANDARD FEATURES

Features based on Savana Cutaway Work Van (1WT) and 4500 Van (2WT) unless otherwise shown.

SAFETY + SECURITY

Rear Vision Camera (in-mirror)⁵ (3531 mm [139-inch] and 4039 mm [159-inch] wheelbase Work Van only)

Theft-deterrent system

Tire Pressure Monitoring System⁵ (excludes spare tire) (Work Van with 4491 kg [9,900-lb.] GVWR²⁰ only)

PERFORMANCE

4.3L V6 gas engine (276 hp [206 kW]/298 lb.-ft. [404 Nm] of torque) with 8-speed automatic transmission (standard on 3531 mm [139-inch] wheelbase Work Van)

6.6L gas V8 engine (401 hp [299 kW]/464 lb.-ft. [629 Nm] of torque) with 8-speed heavy-duty automatic transmission (standard on 4039 mm [159-inch] and 4496 mm [177-inch] wheelbase Work Van and 4500 models)

4-wheel antilock disc brakes

150-amp alternator

Cruise Grade Braking, Powertrain Grade Braking and Tap-Up/Tap-Down Driver Shift Control

Engine block heater

External engine oil cooler

Hill Start Assist

StabiliTrak[®] Electronic Stability Control System

Tow/Haul Mode

PRODUCTIVITY + DRIVE EXPERIENCE

12-volt power outlets (2)

16-inch wheels

120-volt power outlet

Black rubberized-vinyl floor covering

Body-on-frame

Daytime Running Lamps

Driver and front passenger assist handles

Driver Information Centre

Embedded OnStar[®] hardware, plus 8 years of OnStar Fleet Basics¹¹

Front bucket vinyl seats

Heated, power-adjustable, manual-folding outside mirrors

Oil-life monitor

Side-window defogger

Single-zone manual air conditioning

KEY AVAILABLE FEATURES

Optional features vary by trim level and may require the purchase of a package. See Order Guide for details.

6.6L V8 gas engine (401 hp [299 kW]/464 lb.-ft. [629 Nm] of torque) with 8-speed heavy-duty automatic transmission (available on 3531 mm [139-inch] wheelbase Work Van only)

6-way power driver and front passenger seat

Chrome Appearance Package

Cruise control⁵

Dual batteries: 770 cold-cranking amps primary and isolated heavy-duty 770 cold-cranking amps

Dual rear wheels

Engine cover console with swing-out storage bin

Enhanced Towing Performance Package²

Extended mirrors

Forward Collision Alert⁵

Heavy-duty battery with 770 cold-cranking amps

High idle switch

Lane Departure Warning⁵

Locking rear differential

Power door locks

Power windows

Rear auxiliary heater

Rear Vision Camera Prep²⁷ (4496 mm [177-inch] wheelbase Work Van and 4500 Van)

Remote Keyless Entry with unauthorized entry notification

Remote Start

Theft alarm notification³³

Trailer provisions²

Wiring junction block with 2 30-amp circuits

AVAILABLE FLEET PACKAGES

Ambulance Package²⁷ ([Click here for details.](#))

School Bus Package²⁷ ([Click here for details.](#))

Shuttle Bus Package²⁷ ([Click here for details.](#))

At time of printing. Check vehicle Order Guide at time of vehicle order.

Specialty Vehicles




CLICK VEHICLE NAME BELOW TO SEE DIMENSIONS + CAPACITIES 



U.S. model shown with upfits²⁷ from an independent supplier and are not covered by the GM New Vehicle Limited Warranty. (See Warranty Booklet for details.) GM is not responsible for the safety and quality of independent supplier alterations.

CHEVROLET SILVERADO 1500 POLICE PURSUIT VEHICLE

Cabs/configurations	Crew
Box length	1727 mm [5' 8"]
Wheelbase	3745 mm [147 in.]
Overall length	5890 mm [231.8 in.]
Max. seating capacity	6
Max. payload ¹⁹	903 kg [1,990 lbs.]
Max. trailering capacity ² on a properly equipped vehicle	4218 kg [9,300 lbs.]
Max. GVWR ²⁰	3175 kg [7,000 lbs.]
Wheel size	20 in.



CLICK VEHICLE NAME BELOW TO SEE DIMENSIONS + CAPACITIES 



U.S. model shown with upfits²⁷ from an independent supplier and are not covered by the GM New Vehicle Limited Warranty. (See Warranty Booklet for details.) GM is not responsible for the safety and quality of independent supplier alterations.

CHEVROLET TAHOE POLICE PURSUIT VEHICLE

Overall length	5367 mm [211.3 in.]
Overall width (w/o mirrors)	2060 mm [81.1 in.]
Overall height	1925 mm [75.8 in.] (2WD) 1928 mm [75.9 in.] (4WD)
Max. seating capacity	6
Head room (front/rear)	1074 mm/988 mm [42.3 in./38.9 in.]
Shoulder room (front/rear)	1664 mm/1641 mm [65.5 in./64.6 in.]
Leg room (front/rear)	1130 mm/1067 mm [44.5 in./42 in.]
Max. cargo volume ¹ (w/ rear seats folded)	Up to 3565.5 L [125.9 cu. ft.]
Max. trailering capacity ² on a properly equipped vehicle	Up to 2722 kg [6,000 lbs.]

CLICK VEHICLE NAME BELOW TO SEE DIMENSIONS + CAPACITIES 



U.S. model shown with upfits²⁷ from an independent supplier and are not covered by the GM New Vehicle Limited Warranty. (See Warranty Booklet for details.) GM is not responsible for the safety and quality of independent supplier alterations.

CHEVROLET BLAZER EV POLICE PURSUIT VEHICLE

Overall length	4893 mm [192.6 in.]
Overall width (w/o mirrors)	1982 mm [78.0 in.]
Overall height	1645 mm [64.7 in.]
Max. seating capacity	5
Head room (front/rear)	1038 mm/968 mm [40.8 in./38.1 in.]
Shoulder room (front/rear)	1491 mm/1482 mm [58.7 in./58.3 in.]
Leg room (front/rear)	1123 mm/989 mm [44.2 in./38.9 in.]
Max. cargo volume ¹ (w/ second row folded)	Up to 1673.7 L [59.1 cu. ft.]
Max. trailering capacity ² on a properly equipped vehicle	Up to 454 kg [1,000 lbs.]

CLICK VEHICLE NAME BELOW TO SEE DIMENSIONS + CAPACITIES 



U.S. model shown with upfits²⁷ from an independent supplier and are not covered by the GM New Vehicle Limited Warranty. (See Warranty Booklet for details.) GM is not responsible for the safety and quality of independent supplier alterations.

CHEVROLET SILVERADO 1500 SPECIAL SERVICE VEHICLE

Cabs/configurations	Crew
Box length	1727 mm [5' 8"] (Short Box) 1981 mm [6' 6"] (Standard Box)
Wheelbase	3745 mm [147 in.] (Short Box) 3987 mm [157 in.] (Standard Box)
Overall length	5890 mm [231.8 in.] (Short Box) 6132 mm [241.4 in.] (Standard Box)
Max. seating capacity	6
Max. payload ¹⁹	903 kg [1,990 lbs.] (Short Box) 875 kg [1,930 lbs.] (Standard Box)
Max. trailering capacity ² on a properly equipped vehicle	4218 kg [9,300 lbs.] (Short Box) 4173 kg [9,200 lbs.] (Standard Box)
Max. GVWR ²⁰	3175 kg [7,000 lbs.]
Wheel size	17 in.




CLICK VEHICLE NAME BELOW TO SEE DIMENSIONS + CAPACITIES 



U.S. model shown with upfits²⁷ from an independent supplier and are not covered by the GM New Vehicle Limited Warranty. (See Warranty Booklet for details.) GM is not responsible for the safety and quality of independent supplier alterations.

CHEVROLET TAHOE SPECIAL SERVICE VEHICLE

Overall length	5367 mm [211.3 in.]
Overall width (w/o mirrors)	2060 mm [81.1 in.]
Overall height	1928 mm [75.9 in.]
Max. seating capacity	6
Head room (front/rear)	1074 mm/988 mm [42.3 in./38.9 in.]
Shoulder room (front/rear)	1664 mm/1641 mm [65.5 in./64.6 in.]
Leg room (front/rear)	1130 mm/1067 mm [44.5 in./42 in.]
Max. cargo volume ¹ (w/ rear seats folded)	Up to 3565.5 L [125.9 cu. ft.]
Max. trailering capacity ² on a properly equipped vehicle	Up to 3720 kg [8,200 lbs.]



CLICK VEHICLE NAME BELOW TO SEE DIMENSIONS + CAPACITIES 



U.S. model shown with upfits²⁷ from an independent supplier and are not covered by the GM New Vehicle Limited Warranty. (See Warranty Booklet for details.) GM is not responsible for the safety and quality of independent supplier alterations.

SCHOOL BUS/SHUTTLE BUS APPLICATIONS

	3500 Cutaway		4500 Cutaway	
Wheelbase (mm [in.])	3531 [139]	4039 [159]	4039 [159]	4496 [177]
Frame yield strength (psi)	33,000	33,000	33,000	33,000
Max. payload ¹⁹ (kg [lbs.])	2431 [5,360] (4.3L)	2300 [5,070]	4046 [8,920]	4023 [8,870]
	2327 [5,130] (6.6L)			
GVWR ²⁰ options (kg [lbs.])	4491 [9,900]	4491 [9,900]	6441 [14,200]	6441 [14,200]
Body width (mm [in.])	2013 [79.2] (SRW)	2401 [94.5]	2401 [94.5]	2401 [94.5]
	2401 [94.5] (DRW)			
Cab to axle (mm [in.])	2032 [80]	2540 [100]	2540 [100]	2997 [118]
Cab to end of frame (mm [in.])	3771 [148.4]	4279 [168.4]	4279 [168.4]	4736 [186.4]



2025 SPECIALTY VEHICLES

SPECIALTY VEHICLE DIMENSIONS + CAPACITIES

CLICK VEHICLE NAME BELOW TO SEE DIMENSIONS + CAPACITIES 



U.S. model shown with upfits²⁷ from an independent supplier and are not covered by the GM New Vehicle Limited Warranty. (See Warranty Booklet for details.) GM is not responsible for the safety and quality of independent supplier alterations.

AMBULANCE APPLICATIONS

	3500 HD Regular Cab Chassis Cab	3500 Cargo Van	3500 Cutaway	4500 Cutaway
Mechanical/Capacities				
Frame yield strength (psi)	33,000	33,000	33,000	33,000
Max. payload ¹⁹ (kg [lbs.])	2930 [6,459] (2WD) 2791 [6,153] (4WD)	1842 [4,060]	3211 [7,080]	4046 [8,920]
GVWR ²⁰ options (kg [lbs.])	6350 [14,000]	4355 [9,600]	5579 [12,300]	6441 [14,200]
Exterior Dimensions				
Wheelbase (mm [in.])	4339 [171]	3941 [155]	3531 [139] 4039 [159]	4039 [159]
Body width (mm [in.])	2076 [81.7]	2013 [79.2]	2401 [94.5]	2401 [94.5]
Cab to axle (mm [in.])	2146 [84.5]	–	2032 [80] 2540 [100]	2540 [100]
Cab to end of frame (mm [in.])	–	–	3771 [148.4] 4279 [168.4]	4279 [168.4]




2025 CHEVROLET SILVERADO 1500 POLICE PURSUIT VEHICLE

AVAILABLE MODELS

Work Truck 4WD Crew Cab Short Box 1WT

NOTE: Requires a Fleet or Government Sales order. Requires (Z71) Z71 Off-Road Package or (Z7X) Suspension Package. Requires CK10543 4WD Crew Cab Short Bed, (L84) 5.3L EcoTec3 V8 engine and (PCV) WT Convenience Package. Not available with (KSG) Adaptive Cruise Control⁵, (5W4) Special Service Package or (9B9) Governor, electronic speed sensor set to 70 mph. Deletes (KL9) automatic stop/start.

EXTERIOR COLOURS



Black



Red Hot



Sterling Grey Metallic



Summit White

NOTE: Exterior colours vary by trim level. Multiple SEO colours also available. See Order Guide for details.

U.S. model shown with upfits²⁷ from an independent supplier and are not covered by the GM New Vehicle Limited Warranty. (See Warranty Booklet for details.) GM is not responsible for the safety and quality of independent supplier alterations.

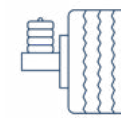
HIGHLIGHTS



AVAILABLE
MULTI-FLEX
6-Function Tailgate



STANDARD
HEAVY-DUTY
Brakes



AVAILABLE
2-INCH
Factory-Installed
Suspension Lift

KEY STANDARD FEATURES

Features based on Work Truck model with 1WT equipment group and 9C1 package.

SAFETY + SECURITY

Chevrolet Safety Assist, includes Automatic Emergency Braking⁵, Front Pedestrian Braking⁵, Lane Keep Assist with Lane Departure Warning⁵, Following Distance Indicator⁵, Forward Collision Alert⁵ and IntelliBeam[®] auto high beam control⁵

HD Rear Vision Camera⁵

Tire Pressure Monitoring System⁵ (excludes spare tire) with Tire Fill Alert

PERFORMANCE

5.3L EcoTec3 V8 engine (355 hp [265 kW]/383 lb.-ft. [518 Nm] of torque)

10-speed automatic transmission, electronically controlled with overdrive and Tow/Haul Mode

4-wheel heavy-duty antilock disc brakes

220-amp alternator

730 cold-cranking amps battery

Auto-locking rear differential

Autotrac[®] 2-speed electric transfer case with push-button control

High-capacity air filter

Hill Descent Control

Police performance calibrations

Police-rated Z71[®] Off-Road Suspension

Skid plates, underbody

StabiliTrak[®] Electronic Stability Control System with Proactive Roll Avoidance and Traction Control, includes electronic Trailer Sway Control and Hill Start Assist

PRODUCTIVITY + DRIVE EXPERIENCE

Built-in Wi-Fi[®] hotspot⁸ (data plan required)

20-inch Black-painted steel wheels with all-terrain tires³⁸

40/20/40 split-bench front seat

60/40 folding rear bench seat

120-volt power outlet (2)

Bluetooth[®] wireless technology¹⁰ for select phones

Cargo tie-downs (12 welded)

Certified speedometer

CornerStep rear bumper

Cruise control⁵

Embedded OnStar[®] hardware, plus 8 years of OnStar Fleet Basics¹¹

Headlamp and taillamp flasher calibration

Heavy-duty vinyl floor covering

Matching full-size underbody spare tire with programmable Tire Pressure Monitor

Protected Idle

Recovery hooks¹³, 2 frame-mounted

Remote Keyless Entry, includes 2 key fob transmitters

Remote locking tailgate with power lowering button on dash and fob

Surveillance mode interior and exterior lighting calibrations

Wireless Apple CarPlay^{®22} and Android Auto^{™23} compatibility

KEY AVAILABLE FEATURES

Optional features vary by trim level and may require the purchase of a package. See Order Guide for details.

10-way power driver seat

2-inch suspension lift (retains pursuit rating)

10-way power driver seat

Common fleet key fobs

Deep-tinted rear glass

Front and Rear Park Assist⁵

Front centre seat delete

Inside rear doors and windows inoperative

Lane Change Alert with Side Blind Zone Alert⁵

Multi-Flex Tailgate with six functional load/access features

Rear Cross Traffic Braking⁵

Rear Pedestrian Alert⁵

Remote Keyless Entry Package, includes 4 additional key fob transmitters³⁰ and hidden precut key for lock cylinders located in fobs

Spotlamps available in LED or halogen

Trailer Package², includes trailer hitch, 7- and 4-pin connectors and Hitch Guidance⁵

Universal Vehicle Serial Gateway Module for integrating aftermarket equipment

Wiring for grille lamps, siren speakers and horn/siren circuit

At the time of printing. Check vehicle Order Guide at time of vehicle order.

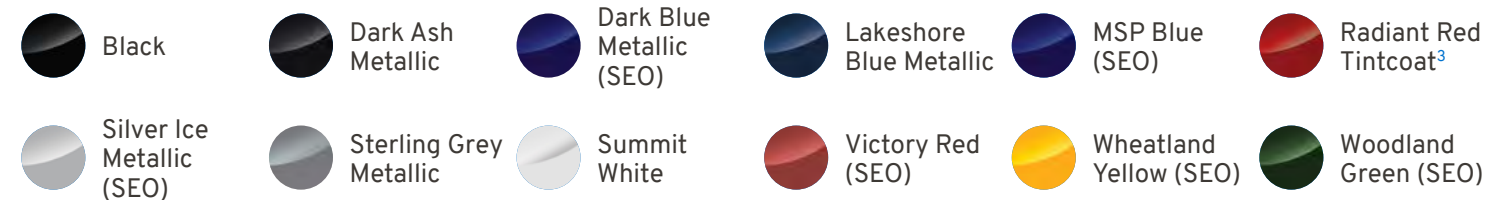


2025 CHEVROLET TAHOE POLICE PURSUIT VEHICLE

AVAILABLE MODELS

Tahoe Police Package 2WD or 4WD 1FL

EXTERIOR COLOURS



NOTE: Availability varies by trim level, and select colours may require additional charges. See Order Guide for details.

U.S. model shown with upfits²⁷ from an independent supplier and are not covered by the GM New Vehicle Limited Warranty. (See Warranty Booklet for details.) GM is not responsible for the safety and quality of independent supplier alterations.

HIGHLIGHTS



UP TO **3565.5 L**
[125.9 CU. FT.]
Max. Cargo Space¹



STANDARD **5.3L V8 ENGINE**



STANDARD **10-WAY**
Police-Specific
Power Driver Seat



KEY STANDARD FEATURES

Features based on Tahoe Commercial model with 1FL equipment group and 9C1 Package.

SAFETY + SECURITY

- HD Surround Vision⁵
- Hitch Guidance⁵
- Rear Park Assist⁵
- Rear Pedestrian Alert⁵

PERFORMANCE

- 5.3L EcoTec3 V8 engine (355 hp [265 kW]/383 lb.-ft. [518 Nm] of torque)
- 10-speed automatic transmission with dash-mounted gear selector
- 20-inch Firestone Firehawk™ Pursuit tires³⁸
- 900 cold-cranking amps primary battery with 95-amp hour rating
- 760 cold-cranking amps auxiliary battery with 70-amp hour rating
- 807 kg [1,780-lbs.] max. payload¹⁹
- 2722 kg [6,000-lbs.] max. trailering capacity²
- Active Hill Hold Assist
- Heavy-duty air filter

- Heavy-duty, police-rated brake system with front Brembo® brake calipers on 16-inch rotors
- Heavy-duty, police-rated suspension
- High-output 250-amp alternator and 100-amp rear power supply
- Skid plate, front

PRODUCTIVITY + DRIVE EXPERIENCE

- Built-in Wi-Fi® hotspot⁸ (data plan required)
- 10-way police-specific power driver seat
- 11-inch diagonal multi-colour Driver Information Centre
- 17.7-inch diagonal advanced colour LCD display with Google built-in⁹ compatibility (subscription[s] required for full functionality)
- 40/20/40 three-passenger split-folding front bench seat
- 120-volt power outlets (2)
- Black rubberized-vinyl floor covering
- Bluetooth® wireless technology¹⁰ for select phones
- Class IV trailering receiver with 7-wire harness connector
- Embedded OnStar® hardware, includes 8 years of OnStar Fleet Basics¹¹
- Flashing headlamp/taillamp calibration

- Keyless Open, includes extended range with Remote Keyless Entry
- Keyless Start
- LED taillamps
- Matching full-size underbody spare tire with programmable Tire Pressure Monitor
- Protected Idle
- Rear air conditioning, driver-controlled
- Recovery hooks¹³
- Remote Keyless Entry Package, includes 4 additional key fob transmitters³⁰ (for a total of 6 transmitters)
- Remote Start
- Steering wheel switches for emergency equipment
- Surveillance mode interior and exterior lighting calibrations
- Tri-zone automatic climate control
- USB ports¹⁶ (2), Type-A and Type-C, located on front console
- USB ports¹⁶ (2), Type-C, located in third row
- Wireless Apple CarPlay²² and Android Auto^{TM23} capable

KEY AVAILABLE FEATURES

Optional features vary by trim level and may require the purchase of a package. See Order Guide for details.

- 1FL Safety Package, includes Forward Collision Alert⁵, Enhanced Lane Keep Assist with Lane Departure Warning⁵, Blind Zone Steering Assist⁵, Automatic Emergency Braking⁵, Rear Cross Traffic Braking⁵, Front Pedestrian and Bicyclist Braking⁵, Intersection Automatic Emergency Braking⁵, Side Bicyclist Alert⁵, Rear Camera Mirror⁵ and IntelliBeam® auto high beam control⁵
- 20-inch machined aluminum wheels with Charcoal pockets
- 4WD Autotrac® with Terrain Mode
- Auxiliary LED dome lamp with red and white settings, headliner-mounted
- Colour-keyed carpeting with removable floor mats
- Common fleet keys and fob programming
- Front centre seat delete
- Inside rear doors and windows inoperative
- LED liftgate warning lamps, red and blue
- Universal Vehicle Module
- Whelen ION™ light heads (4) mounted in front grille and integrated Outer Edge® Rear Pillar with ION™ light heads (6), available in multiple red/blue/white colour options
- Wiring for grille lamps, siren speakers and horn/siren circuit


At time of printing. Check vehicle Order Guide at time of vehicle order.

2025 CHEVROLET BLAZER EV POLICE PURSUIT VEHICLE

AVAILABLE MODELS

Blazer EV Police Pursuit Vehicle 2FL (9C1/9C3)

EXTERIOR COLOURS



NOTE: Availability varies by trim level, and select colours may require additional charges. See Order Guide for details.

U.S. model shown with upfits²⁷ from an independent supplier and are not covered by the GM New Vehicle Limited Warranty. (See Warranty Booklet for details.) GM is not responsible for the safety and quality of independent supplier alterations.

[SPECIALTY OVERVIEW](#)

HIGHLIGHTS



UP TO
722.2 L
[25.5 CU. FT.]
Max. Cargo Space¹
Behind Second Row



209 KM/H
[130 MPH]
Projected Top Speed
Without Aftermarket
Equipment



UP TO
478 KM
[297 MILES]
GM-Estimated Electric
Range on a Full Charge⁴
without Emergency
Equipment

KEY STANDARD FEATURES

Features based on Blazer EV PPV model with 2FL equipment group and 9C1 Package.

SAFETY + SECURITY

- HD Rear Vision Camera⁵
- Rear Camera Mirror⁵ with washer
- Rear Park Assist⁵
- Safety Alert Seat⁵
- Tire Pressure Monitoring System⁵ with Tire Fill Alert

PERFORMANCE

- 20-amp relay (2) in front console area
- 30-amp and 40-amp relay in cargo area
- 50-amp front-row/100-amp cargo area battery feed and grounds
- Up to 454 kg [1,000-lbs.] max. trailering capacity² on a properly equipped vehicle
- Brembo[®] front brakes with 15.3-inch rotors
- Dedicated electrical centre with harnesses in the front row (30 circuits) and rear cargo area (56 circuits) for aftermarket equipment
- Dedicated 400-volt to 12-volt Power Module Reducer to support emergency equipment
- 19-kW Level 2 (AC) charging capability²⁸
- DC fast charging for public charging rates up to 190 kW²⁹ (requires use of public DC fast chargers, which are very limited in Canada and may not be available in certain areas)
- Dual Level Charge Cord, 120- and 240-volt capability

- Engineered for 100 amps of continuous emergency equipment loads
- Heavy-duty police-rated suspension
- Police performance calibrations
- Steel underbody skid plates
- Drive system, Dual Motor AWD

PRODUCTIVITY + DRIVE EXPERIENCE

- Built-in Wi-Fi[®] hotspot⁸ (data plan required)
- 8-way power driver seat and 6-way power front passenger seat
- 11-inch diagonal Driver Information Centre
- 20-inch steel wheels with bolted-on Black centre caps
- 60/40 split, fold-flat rear seat
- Cargo tie-downs (2)
- Cruise control⁵, electronic with set and resume speed
- Daytime Running Lamps
- Driver Exit Auto Park (DEAP)
- Embedded OnStar[®] hardware, plus 8 years of OnStar Fleet Basics and 3 years of Navigation and Voice Assistance¹¹
- Firestone Firehawk Pursuit all-season tires
- Front console delete
- Google built-in⁹ compatibility (subscription[s] required for full functionality) with 17.7-inch diagonal advanced colour LCD display
- Heavy-duty, rubberized-vinyl floor covering

- Keyless Open, includes extended-range Remote Keyless Entry
- Police-specific cloth front seats and second-row vinyl seating
- Protected Idle (20-50 hours with emergency equipment on full charge)
- Rainsense[™] front wipers
- Removable false cargo area floor
- Steering wheel switches (2) for emergency equipment
- Surveillance mode interior and exterior lighting calibrations
- Tilt/telescoping steering column
- Tire inflator kit
- Universal Vehicle Serial Gateway Module for integrating aftermarket equipment

KEY AVAILABLE FEATURES

Optional features vary by trim level and may require the purchase of a package. See Order Guide for details.

- Auxiliary LED dome lamp with red and white settings, headliner-mounted
- Auxiliary speaker wiring for upfitter connection to front door and windshield speakers
- Common fleet keys
- Daytime Running Lamps delete
- Deep-tinted rear-window and rear-quarter glass

- Detective Police Package (9C3), includes retail floor console with armrest, colour-keyed carpeting in occupant area and black cloth front- and second-row seating
- Inside rear doors and windows inoperative
- LED liftgate warning lamps, red and blue
- LED spotlamp, driver-side
- Non-tinted, solar-absorbing rear fixed glass
- Remote Keyless Entry Package, includes 4 additional key fob transmitters³⁰
- Special Service Package (5W4), includes 22-inch machined-face aluminum wheels with carbon flash painted pockets, all-season self-sealing blackwall tires and Duralife[®] brake rotors
- Whelen ION[™] light heads (2) mounted on each exterior corner, available in multiple red/blue/white colour options
- Wiring for siren speakers and department radio speaker communications

At the time of printing. Check vehicle Order Guide at time of vehicle order.




2025 CHEVROLET SILVERADO 1500 SPECIAL SERVICE VEHICLE

AVAILABLE MODELS

Work Truck 4WD (Crew Cab only) 1WT

NOTE: Requires a Fleet or Government Sales order. Requires 4WD Crew Cab model, (Z82) Trailering Package², (L84) 5.3L EcoTec3 V8 engine, (QT5) EZ Lift power lock and release tailgate and (PCV) WT Convenience Package. Not available with (9C1) Police Pursuit Package. Deletes (KL9) automatic stop/start.

EXTERIOR COLOURS



Black



Red Hot



Sterling Grey Metallic



Summit White

NOTE: Exterior colours vary by trim level. Multiple SEO colours also available. See Order Guide for details.

U.S. model shown with upfits²⁷ from an independent supplier and are not covered by the GM New Vehicle Limited Warranty. (See Warranty Booklet for details.) GM is not responsible for the safety and quality of independent supplier alterations.

HIGHLIGHTS



AVAILABLE
MULTI-FLEX
6-Function Tailgate



STANDARD
5.3L V8
EcoTec3 Engine



STANDARD
12 TIE-DOWNS
Welded Cargo Tie-Downs

KEY STANDARD FEATURES

Features based on Work Truck model with 1WT equipment group and 5W4 package.

SAFETY + SECURITY

Chevrolet Safety Assist, includes Automatic Emergency Braking⁵, Front Pedestrian Braking⁵, Lane Keep Assist with Lane Departure Warning⁵, Following Distance Indicator⁵, Forward Collision Alert⁵ and IntelliBeam[®] auto high beam control⁵

HD Rear Vision Camera⁵

Tire Pressure Monitoring System (excludes spare tire) with Tire Fill Alert

PERFORMANCE

5.3L EcoTec3 V8 engine (355 hp [265 kW]/383 lb.-ft. [518 Nm] of torque)

4-wheel antilock disc brakes with Duralife[®] brake rotors

10-speed automatic transmission, electronically controlled with overdrive and Tow/Haul Mode

220-amp alternator

730 cold-cranking amps battery

Brake Pad Life Monitor

High-capacity air filter

Max. payload¹⁹: 903 kg [1,990 lbs.] (Short Box)/ 875 kg [1,930 lbs.] (Standard Box)

Max. trailering capacity²: 4218 kg [9,300 lbs.] (Short Box)/4173 kg [9,200 lbs.] (Standard Box)

StabiliTrak[®] Electronic Stability Control System with Proactive Roll Avoidance and Traction Control, includes electronic Trailer Sway Control and Hill Start Assist

PRODUCTIVITY + DRIVE EXPERIENCE

Built-in Wi-Fi[®] hotspot⁸ (data plan required)

17-inch steel wheels with all-season tires³⁸

40/20/40 split-bench front seat

60/40 folding rear bench seat

120-volt power outlet (2)

Auto-locking rear differential

Bluetooth[®] wireless technology¹⁰ for select phones

Cargo tie-downs (12 welded)

CornerStep rear bumper

Cruise control⁵

Embedded OnStar[®] hardware, plus 8 years of OnStar Fleet Basics¹¹

EZ-Lift Power Lock and Release Tailgate

Headlamp and taillamp flasher calibration

Heavy-duty vinyl floor covering

Power windows and door locks

Protected Idle

Recovery hooks¹³, 2 frame-mounted

Remote Keyless Entry, includes 2 key fob transmitters

Short (1727 mm [5' 8"]) or Standard (1981 mm [6' 6"]) cargo box

Surveillance mode interior and exterior lighting calibrations

Trailering Package², includes trailer hitch, 7- and 4-pin connectors and Hitch Guidance⁵

Wireless Apple CarPlay^{®22} and Android Auto^{™23} compatibility

KEY AVAILABLE FEATURES

Optional features vary by trim level and may require the purchase of a package. See Order Guide for details.

10-way power driver seat

17-inch aluminum or Black-painted steel wheels

Adaptive Cruise Control⁵

Chevytec spray-on bedliner³⁹

Deep-tinted rear glass

Front and Rear Park Assist⁵

Front centre seat delete

Inside rear doors and windows inoperative

Lane Change Alert with Side Blind Zone Alert⁵

Multi-Flex Tailgate with six functional load/access features

Rear Cross Traffic Braking⁵

Rear Pedestrian Alert⁵

Remote Keyless Entry Package, includes 4 additional key fob transmitters³⁰

Spotlamps available in LED or halogen

Universal Vehicle Module for integrating aftermarket equipment

Wiring for grille lamps, siren speakers and horn/siren circuit

At the time of printing. Check vehicle Order Guide at time of vehicle order.




2025 CHEVROLET TAHOE SPECIAL SERVICE VEHICLE

AVAILABLE MODELS

Tahoe Special Service 4WD 1FL

EXTERIOR COLOURS



NOTE: Availability varies by trim level, and select colours may require additional charges. See Order Guide for details.

U.S. model shown with upfits²⁷ from an independent supplier and are not covered by the GM New Vehicle Limited Warranty. (See Warranty Booklet for details.) GM is not responsible for the safety and quality of independent supplier alterations.

HIGHLIGHTS



UP TO **3565.5 L**
[125.9 CU. FT.]
Max. Cargo Space¹



STANDARD **5.3L V8 ENGINE**



STANDARD **10-WAY**
Police-Specific
Power Driver Seat



KEY STANDARD FEATURES

Features based on Tahoe Commercial model with 1FL equipment group and 5W4 Package.

SAFETY + SECURITY

1FL Safety Package, includes Forward Collision Alert⁵, Enhanced Lane Keep Assist with Lane Departure Warning⁵, Blind Zone Steering Assist⁵, Automatic Emergency Braking⁵, Rear Cross Traffic Braking⁵, Front Pedestrian and Bicyclist Braking⁵, Intersection Automatic Emergency Braking⁵, Side Bicyclist Alert⁵, Rear Camera Mirror⁵ and IntelliBeam[®] auto high beam control⁵

HD Surround Vision⁵

Hitch Guidance⁵

Rear Park Assist⁵

Rear Pedestrian Alert⁵

PERFORMANCE

5.3L EcoTec3 V8 engine (355 hp [265 kW]/383 lb.-ft. [518 Nm] of torque)

4-wheel antilock disc brakes with Duralife[®] brake rotors

10-speed automatic transmission with dash-mounted gear selector

900 cold-cranking amps primary battery

760 cold-cranking amps auxiliary battery with 70-amp hour rating

792 kg [1,745-lbs.] max. payload¹⁹

3493 kg [7,700-lbs.] max. trailering capacity²

Active Hill Hold Assist

Heavy-duty air filter

High-output 250-amp alternator and 100-amp rear power supply

Single-speed Autotrac[®] transfer case

Skid plate, front

StabiliTrak[®] Electronic Stability Control System with Traction Control

Tow/Haul Mode

PRODUCTIVITY + DRIVE EXPERIENCE

Built-in Wi-Fi[®] hotspot⁸ (data plan required)

10-way power driver seat

11-inch diagonal multi-colour Driver Information Centre

17.7-inch diagonal advanced colour LCD display with Google built-in⁹ compatibility (subscription[s] required for full functionality)

18-inch Bright Silver-painted aluminum wheels with all-season, blackwall tires

40/20/40 three-passenger split-folding front bench seat

60/40 split-folding rear bench seat, manual

120-volt power outlets (2)

Black rubberized-vinyl floor covering

Bluetooth[®] wireless technology¹⁰ for select phones

Class IV trailering receiver with 7-wire harness connector

Embedded OnStar[®] hardware, includes 8 years of OnStar Fleet Basics¹¹

Flashing headlamp/taillamp calibration

Keyless Open, includes extended range with Remote Keyless Entry

Keyless Start

LED taillamps

Protected Idle

Remote Keyless Entry Package, includes 4 additional key fob transmitters³⁰ (for a total of 6 transmitters)

Remote Start

Steering wheel switches for emergency equipment

Surveillance mode interior and exterior lighting calibrations

Tri-zone automatic climate control

USB ports¹⁶ (2), Type-A and Type-C, located on front console

USB ports¹⁶ (2), Type-C, located in third row

Wireless Apple CarPlay^{®22} and Android Auto^{™23} capable

KEY AVAILABLE FEATURES

Optional features vary by trim level and may require the purchase of a package. See Order Guide for details.

2-speed Autotrac[®] transfer case

20-inch all-terrain tires with aluminum wheels

Auxiliary LED dome lamp with red and white settings, headliner-mounted

Common fleet keys and fob programming

Front centre seat delete

Inside rear doors and windows inoperative

LED liftgate warning lamps, red and blue

Max Trailering Package (3720 kg [8,200-lbs.] max. trailering capacity²)

Non-tinted rear door and cargo glass

Recovery hooks¹³

Universal Vehicle Module

Whelen ION[™] light heads (4) mounted in front grille and integrated Outer Edge[®] Rear Pillar with ION[™] light heads (6), available in multiple red/blue/white colour options

Wiring for grille lamps, siren speakers and horn/siren circuit

At time of printing. Check vehicle Order Guide at time of vehicle order.


2025 SCHOOL BUS/SHUTTLE BUS APPLICATIONS

AVAILABLE MODELS

Chevrolet Express/GMC Savana Cutaway

RWD 3500 – 3531 mm [139-inch] wheelbase	1WT
RWD 3500 – 4039 mm [159-inch] wheelbase	1WT
RWD 4500 – 4039 mm [159-inch] wheelbase	2WT
RWD 4500 – 4496 mm [177-inch] wheelbase	2WT

EXTERIOR COLOURS



NOTE: Availability varies by trim level, and select colours may require additional charges. See Order Guide for details.

U.S. model shown with upfits²⁷ from an independent supplier and are not covered by the GM New Vehicle Limited Warranty. (See Warranty Booklet for details.) GM is not responsible for the safety and quality of independent supplier alterations.

HIGHLIGHTS



UP TO
6441 KG
[14,200 LBS.]
Max. Available GVWR²⁰



CHOICE
Three Wheelbase Options



UP TO
4046 KG
[8,920 LBS.]
Max. Available Payload¹⁹

KEY STANDARD FEATURES

SCHOOL BUS APPLICATION

Features based on Express/Savana Cutaway with B3D Package

SAFETY + SECURITY

Rear Vision Camera (in-mirror)⁵

PERFORMANCE

4.3L V6 gas engine (276 hp [206 kW]/298 lb.-ft. [404 Nm] of torque) with 8-speed automatic transmission

4-wheel antilock disc brakes

220-amp alternator

Brake warning indicator

Dual batteries: 770 cold-cranking amps primary and isolated heavy-duty 770 cold-cranking amps

Hill Start Assist

StabiliTrak[®] Electronic Stability Control System

PRODUCTIVITY + DRIVE EXPERIENCE

120-volt power outlet

Auxiliary rear heat provisions

Daytime Running Lamps

Driver Information Centre

Driver-only high-back bucket seating

Dual-note horn

Outside mirror delete

Single-zone manual air conditioning

Stop/turn signal circuits (allow the stop and turn signals to be operated separately)

Wiring junction block accessory with two 30-amp circuits

KEY AVAILABLE FEATURES

Optional features vary by trim level and may require the purchase of a package. See Order Guide for details.

6.6L gas V8 engine (401 hp [299 kW]/464 lb.-ft. [629 Nm] of torque) with 8-speed heavy-duty automatic transmission

Dual rear wheels

Locking rear differential

At time of printing. Check vehicle Order Guide at time of vehicle order.

SHUTTLE BUS APPLICATION

Features based on Express/Savana Cutaway with ANC Package.

SAFETY + SECURITY

Rear Vision Camera (in-mirror)⁵

PERFORMANCE

6.6L gas V8 engine (401 hp [299 kW]/464 lb.-ft. [629 Nm] of torque) with 8-speed heavy-duty automatic transmission

4-wheel antilock disc brakes

220-amp alternator

Dual batteries: 770 cold-cranking amps primary and isolated heavy-duty 770 cold-cranking amps

Dual-rear wheels

Hill Start Assist

StabiliTrak[®] Electronic Stability Control System

PRODUCTIVITY + DRIVE EXPERIENCE

120-volt power outlet

Auxiliary rear heat provisions

Chrome Appearance Package

Cruise control⁵

Daytime Running Lamps

Driver Information Centre

Driver-only high-back bucket seating

Single-zone manual air conditioning

Soft-mount donut and bolt

Stop/turn signal circuits (allow the stop and turn signals to be operated separately)

Wiring junction block accessory with two 30-amp circuits

KEY AVAILABLE FEATURES

Optional features vary by trim level and may require the purchase of a package. See Order Guide for details.

Locking rear differential

Remote Keyless Entry

Remote Start

At time of printing. Check vehicle Order Guide at time of vehicle order.



2025 AMBULANCE APPLICATIONS

AVAILABLE MODELS

Chevrolet Silverado 3500 HD/GMC Sierra 3500 Heavy Duty Chassis Cab	
Regular Cab Chassis Cab	1WT/1LT/1SA/3SA
Chevrolet Express/GMC Savana Cargo Van	
RWD 3500 – Extended	1WT
Chevrolet Express/GMC Savana Cutaway	
RWD 3500 – 139-inch wheelbase	1WT
RWD 3500 – 159-inch wheelbase	1WT
RWD 4500 – 159-inch wheelbase	2WT

EXTERIOR COLOURS



NOTE: Availability varies by trim level, and select colours may require additional charges. See Order Guide for details.

U.S. model shown with upfits²⁷ from an independent supplier and are not covered by the GM New Vehicle Limited Warranty. (See [Warranty Booklet for details.](#)) GM is not responsible for the safety and quality of independent supplier alterations.

HIGHLIGHTS



AVAILABLE
BODY-ON-FRAME
Solid Foundation
for Upfits²⁷



POWER
Dual Batteries with
Isolated Second Battery



CHOICE
Chassis Cab, Cargo Van
and Cutaway Options



AMBULANCE PACKAGES

SILVERADO 3500 HD/SIERRA 3500 HEAVY DUTY REGULAR CAB CHASSIS CAB (RPO: PCK)

6.6L Duramax[®] Turbo-Diesel V8 engine (470 hp [350.5 kW]/
975 lb.-ft. [1322 Nm] of torque)

220-amp alternator

Allison[®] 10-speed automatic transmission

Dual rear wheels

Wide-track rear axle

At time of printing. Check vehicle Order Guide at time of vehicle order.

EXPRESS/SAVANA CARGO VAN (RPO: YF2)

4.3L V6 engine (276 hp [206 kW]/298 lb.-ft. [404 Nm] of
torque) with 8-speed automatic transmission

220-amp alternator

Accessory equipment wiring junction block

Chrome Appearance Package

Cruise control⁵

Dual batteries: 770 cold-cranking amps primary and isolated
heavy-duty 770 cold-cranking amps

Dual-note horn

High idle switch

HVAC system auxiliary provisions

Locking rear differential

At time of printing. Check vehicle Order Guide at time of vehicle order.

EXPRESS/SAVANA CUTAWAY (RPO: YF2)

6.6L gas V8 engine (401 hp [299 kW]/464 lb.-ft. [629 Nm] of
torque) with 8-speed heavy-duty automatic transmission

220-amp alternator

Accessory equipment wiring junction block

Chrome Appearance Package

Cruise control⁵

Dual batteries: 770 cold-cranking amps primary and isolated
heavy-duty 770 cold-cranking amps

Dual-note horn

Dual rear wheels

High idle switch

HVAC system auxiliary provisions

Light package with separate stop/turn circuits

Locking rear differential

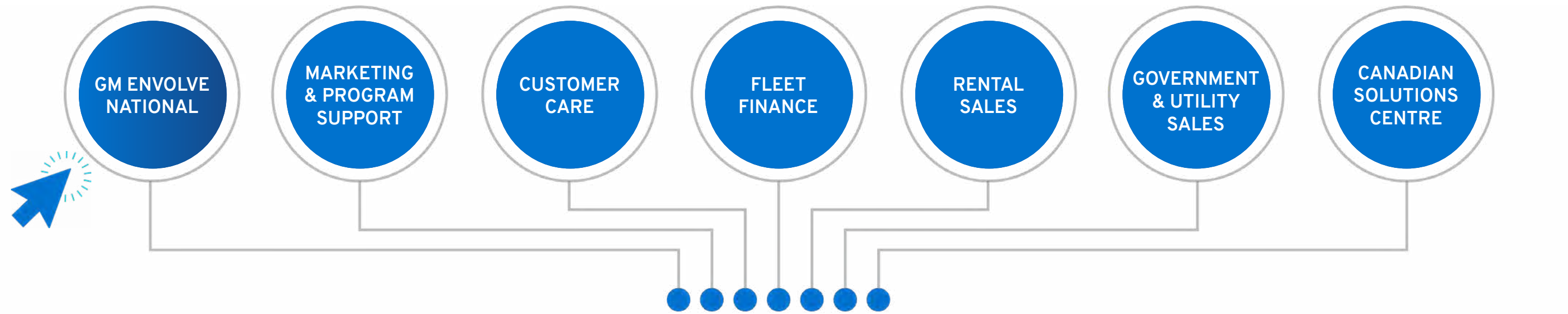
At time of printing. Check vehicle Order Guide at time of vehicle order.

Resources



HQ & FIELD PERSONNEL

Your Canadian GM Envolve team works hard to meet your needs and exceed your expectations with a world-class selection of efficient, reliable and capable vehicles. Consider us a dedicated partner as you maintain and grow your commercial fleet.




Sham Ahluwalia
Director, GM Envolve,
General Motors of Canada



Peter Cornu
National Commercial Sales Manager
peter.cornu@gm.com



Cathy Mowat
National Rental Manager
cathy.mowat@gm.com



Kara Klemp
National Marketing and
Government Sales Manager
kara.klemp@gm.com



Hesham Hussein
Fleet Forecasting and
Communications Manager
hesham.hussein@gm.com



Jeffery Flitchett
National FMC Manager
jeff.1.flitchett@gm.com

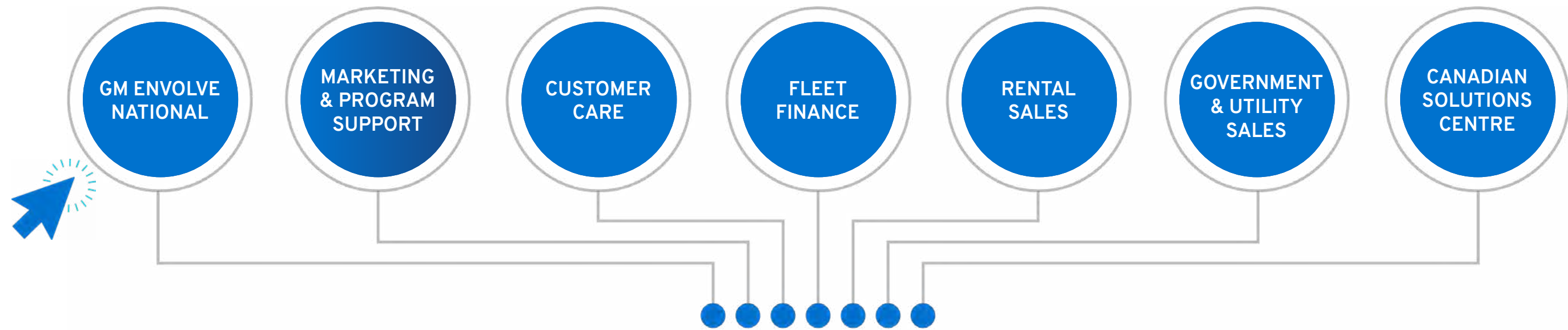


Craig Campbell
National EV Sales Manager
craig.campbell@gm.com



HQ & FIELD PERSONNEL

Your Canadian GM Envolv team works hard to meet your needs and exceed your expectations with a world-class selection of efficient, reliable and capable vehicles. Consider us a dedicated partner as you maintain and grow your commercial fleet.



Tammi Hughes
Sales Operations – OnStar
Business Solutions
tammi.hughes@gm.com

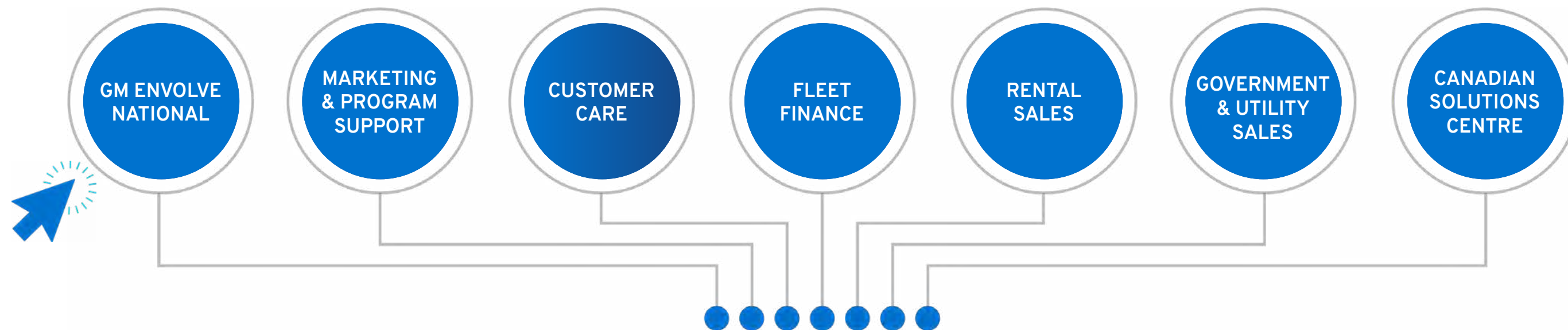


Nathalie Johnston
Government Sales Team Lead and
Marketing Assistant
nathalie.johnston@gm.com



HQ & FIELD PERSONNEL

Your Canadian GM Envolv team works hard to meet your needs and exceed your expectations with a world-class selection of efficient, reliable and capable vehicles. Consider us a dedicated partner as you maintain and grow your commercial fleet.



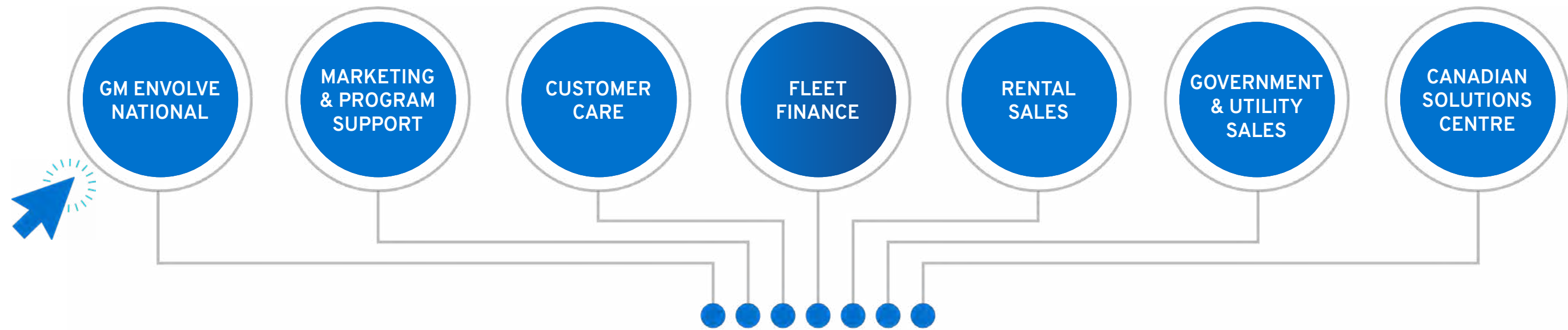
Richard Horsley
Customer Care Manager
richard.horsley@gm.com

Please direct general inquiries to
fleetcustomercare@gm.com.



HQ & FIELD PERSONNEL

Your Canadian GM Envolv team works hard to meet your needs and exceed your expectations with a world-class selection of efficient, reliable and capable vehicles. Consider us a dedicated partner as you maintain and grow your commercial fleet.



Jennifer Knowles
Supervisor, Fleet Financial Services
jennifer.knowles@gm.com

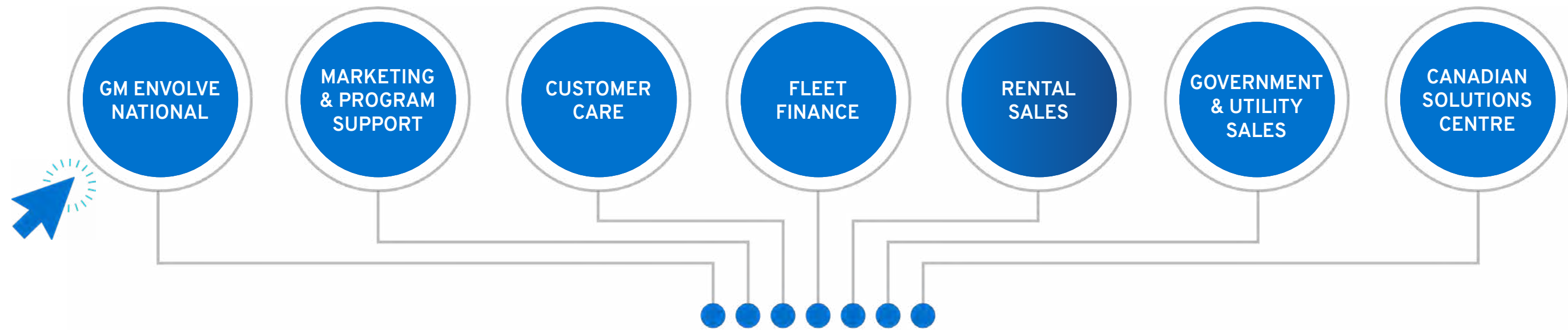


Preety Mistry
Fleet Financial Analyst
preety.mistry@gm.com



HQ & FIELD PERSONNEL

Your Canadian GM Envolv team works hard to meet your needs and exceed your expectations with a world-class selection of efficient, reliable and capable vehicles. Consider us a dedicated partner as you maintain and grow your commercial fleet.

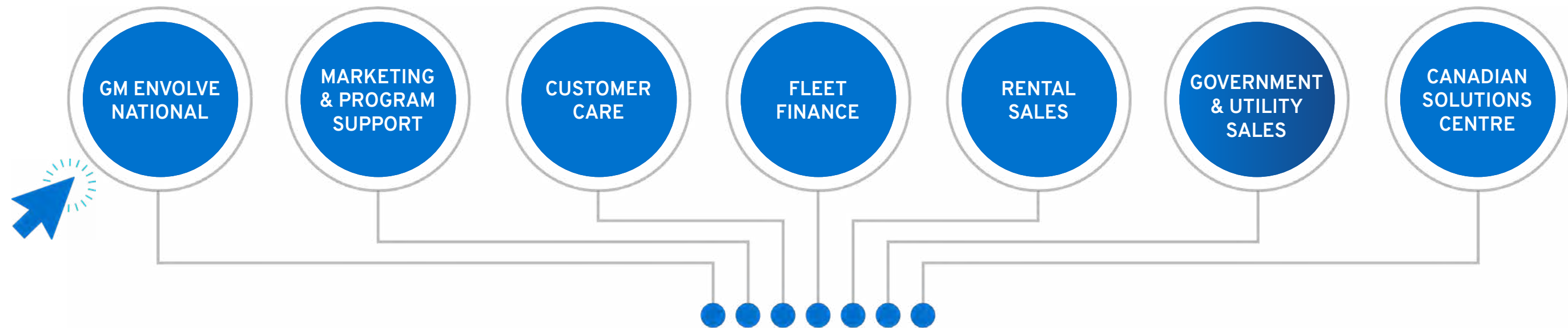


Kelly Menary
Rental Program Coordinator,
Canadian GM Envolv
Solutions Centre
kelly-dawn.menary@gm.com



HQ & FIELD PERSONNEL

Your Canadian GM Envolve team works hard to meet your needs and exceed your expectations with a world-class selection of efficient, reliable and capable vehicles. Consider us a dedicated partner as you maintain and grow your commercial fleet.



Patrizia Linton
Government Sales Coordinator
patrizia.linton@gm.com

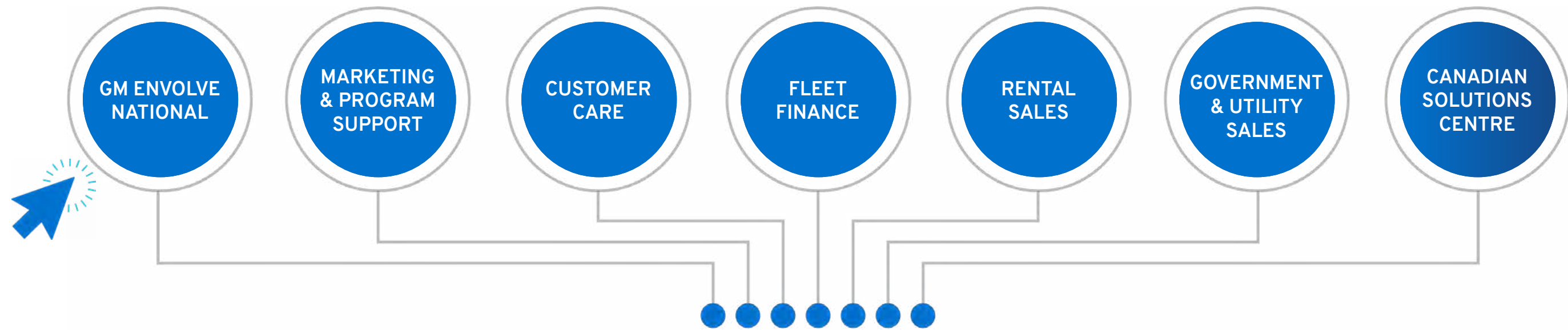


Daniel LaCroix
Government Sales Coordinator
daniel.lacroix@gm.com



HQ & FIELD PERSONNEL

Your Canadian GM Envolv team works hard to meet your needs and exceed your expectations with a world-class selection of efficient, reliable and capable vehicles. Consider us a dedicated partner as you maintain and grow your commercial fleet.



Patrizia Linton
Government Sales Coordinator
patrizia.linton@gm.com

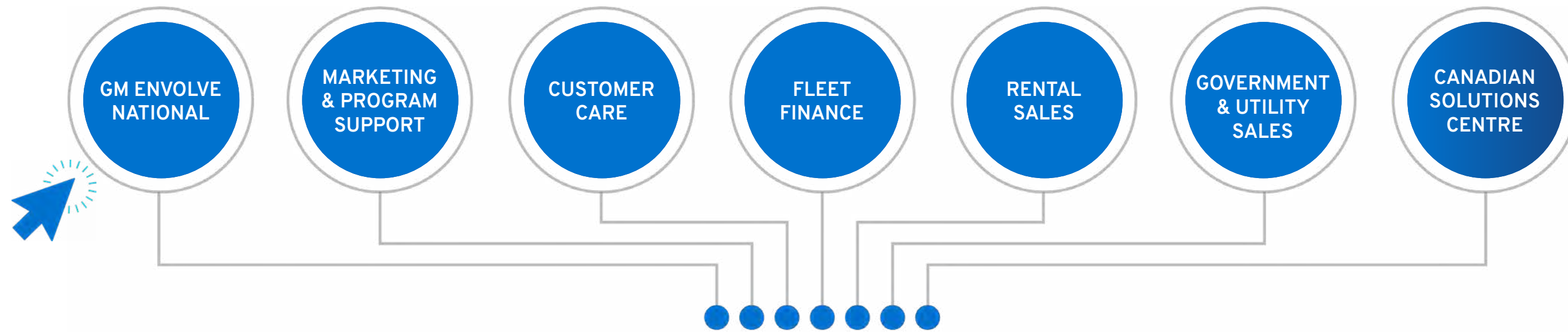


Daniel LaCroix
Government Sales Coordinator
daniel.lacroix@gm.com



HQ & FIELD PERSONNEL

Your Canadian GM Enolve team works hard to meet your needs and exceed your expectations with a world-class selection of efficient, reliable and capable vehicles. Consider us a dedicated partner as you maintain and grow your commercial fleet.



Jennifer Brine
Canadian GM Enolve Solutions
Centre Team Lead
jennifer.brine@gm.com



Heather Woo
GM Enolve Operations
Administer, Canadian GM Enolve
Solutions Centre
heather.woo@gm.com



Monika Mayka
Program Specialist
monika.2.mayka@gm.com



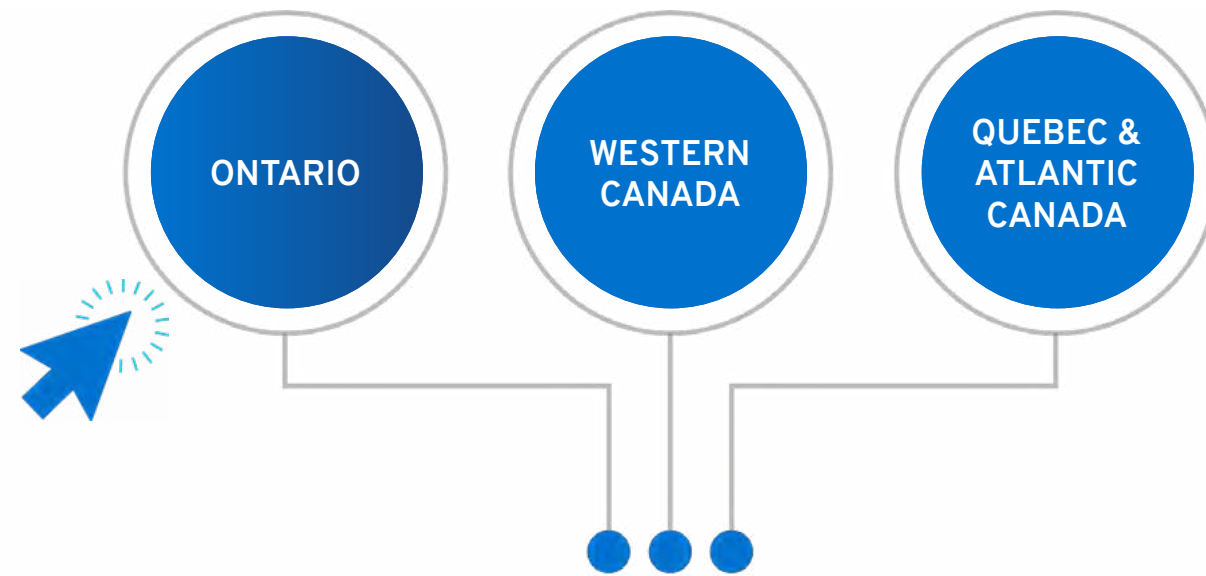
Lara Halwani
Program Specialist
lara.halwani@gm.com

Please direct general inquiries to
gmenvolvesolutionscentrecanada@gm.com.



GM ENVOLVE CANADA

REGIONAL SALES PERSONNEL



Joe Gatto
GM Envolve Account Manager
joe.gatto@gm.com



Adil Chothia
GM Envolve Account Manager
adil.chothia@gm.com



Matthew Stokes
Regional Dealer Sales Manager
matthew.stokes@gm.com

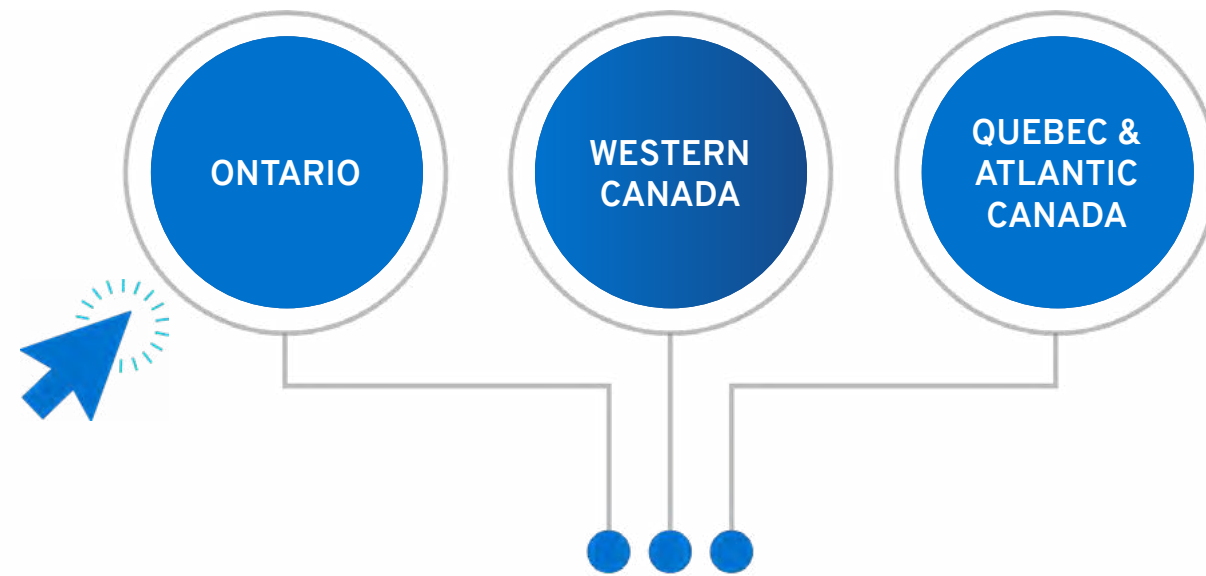


Edward Shire
Business Development Manager
edward.shire@gm.com



GM ENVOLVE CANADA

REGIONAL SALES PERSONNEL



Michelle Bovon
GM Envolve Account Manager
michelle.bovon@gm.com



Doran Cammaert
GM Envolve Account Manager
doran.cammaert@gm.com



Adil Chothia
GM Envolve Account Manager
adil.chothia@gm.com

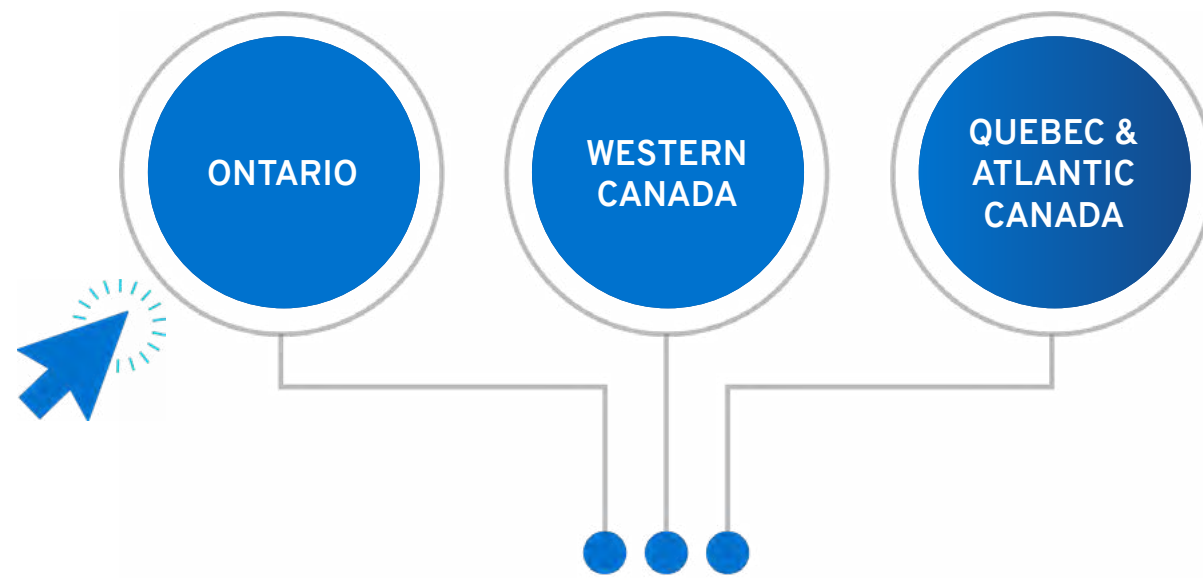


Mike Degutis
Regional Dealer Sales Manager
mike.degutis@gm.com



GM ENVOLVE CANADA

REGIONAL SALES PERSONNEL



Gilles Massia
GM Envolve Upfitter and
Account Manager
gilles.massia@gm.com



Marco De Santis
Regional Dealer Sales Manager
marco.desantis@gm.com



2025 MODEL YEAR LIMITED WARRANTY

2025 Model Year General Motors of Canada Company Warranty for Eligible Fleet Customers

Running a business means you've got a lot to think about. That's why our comprehensive 2025 model year Limited Warranty Programs are designed for a worry-free GM Envolv ownership experience.



CHEVROLET, GMC AND BUICK BRAND VEHICLES

New vehicle limited warranty coverages described herein are applicable only to Qualified Fleet Customers who have taken delivery of an eligible new Chevrolet, GMC or Buick brand vehicle in Canada.

3-YEAR or 60,000-KM¹

TRANSFERABLE BASE WARRANTY COVERAGE²

+

5-YEAR or 100,000-KM¹

TRANSFERABLE POWERTRAIN COMPONENT WARRANTY COVERAGE²

In addition to the 3-year/60,000-km^{1,2} base warranty coverage, 2025 model year Chevrolet, GMC and Buick passenger cars, light-duty trucks and vans come with a 5-year/100,000-km^{1,2} (5-year/160,000-km^{1,3} provided to Qualified Fleet Customers [rental deliveries excluded] who have taken delivery of an eligible new Chevrolet or GMC brand vehicle in Canada) Powertrain Component Warranty Coverage that:

- has a \$0 deductible
 - is transferable² to another owner at no charge
1. Whichever comes first. Coverage begins on the date the vehicle is delivered and ends at the expiration of the applicable coverage period ("Coverage Period"). Your vehicle's Warranty Booklet contains conditions, limitations, restrictions and exclusions, and coverage periods pertaining to the warranties. The Owner's Manual contains important information that may impact you maintaining your warranties. See your Warranty Booklet and Owner's Manual for details.
 2. The coverages and benefits provided under General Motors of Canada Company's New Vehicle Limited Warranty are transferable at no cost to any subsequent person(s) who assumes ownership of the vehicle within an applicable Coverage Period.
 3. Conditions and Limitations apply, see Warranty Booklet for details. In Canada, all new 2025 model year Chevrolet or GMC brand vehicles receive a 5-year or 100,000-km (whichever comes first) Powertrain Component Warranty Coverage; except that new 2025 model year Chevrolet or GMC brand vehicles equipped with a Duramax[®] Turbo-Diesel engine receive a

[SCROLL FOR MORE CONTENT](#)



CADILLAC BRAND VEHICLES

New vehicle limited warranty coverages described herein are applicable only to Qualified Fleet Customers who have taken delivery of an eligible new Cadillac brand vehicle in Canada.

4-YEAR or 80,000-KM¹

TRANSFERABLE BASE WARRANTY COVERAGE²

+

6-YEAR or 110,000-KM¹

TRANSFERABLE POWERTRAIN COMPONENT WARRANTY COVERAGE²

In addition to the 4-year/80,000-km¹ base warranty coverage, 2025 model year Cadillac cars and SUVs come with a 6-year/110,000-km¹ Powertrain Component Warranty that:

- has a \$0 deductible
 - is transferable² to another owner at no charge
1. Whichever comes first. Coverage begins on the date the vehicle is delivered and ends at the expiration of the applicable coverage period ("Coverage Period"). Your vehicle's Warranty Booklet contains conditions, limitations, restrictions and exclusions, and coverage periods pertaining to the warranties. The Owner's Manual contains important information that may impact you maintaining your warranties. See your Warranty Booklet and Owner's Manual for details.
 2. The coverages and benefits provided under General Motors of Canada Company's New Vehicle Limited Warranty are transferable at no cost to any subsequent person(s) who assumes ownership of the vehicle within an applicable Coverage Period.

IMPORTANT NOTE ABOUT ALTERATIONS AND WARRANTIES:

Installations or alterations to the original-equipment vehicle or chassis distributed by General Motors are not covered by the General Motors New Vehicle Limited Warranty. The independent special body company, assembler, equipment installer, or upfitter is solely responsible for warranties for any alterations (or any effect of the alterations) to any of the parts, components, systems, or assemblies manufactured by GM. GM is not responsible for the safety or quality of design, features, materials, or workmanship of any alterations by such independent suppliers.



ELECTRIC VEHICLES

New vehicle limited warranty coverages described herein are applicable only to Qualified Fleet Customers who have taken delivery of an eligible new General Motors electric vehicle in Canada.

3-YEAR or 60,000-KM¹

TRANSFERABLE BASE WARRANTY COVERAGE

+

8-YEAR or 160,000-KM¹

ELECTRIC VEHICLE PROPULSION BATTERY WARRANTY

1. Whichever comes first. Coverage begins on the date the vehicle is delivered and ends at the expiration of the applicable coverage period ("Coverage Period"). Your vehicle's Warranty Booklet contains conditions, limitations, restrictions and exclusions, and coverage periods pertaining to the warranties. The Owner's Manual contains important information that may impact you maintaining your warranties. See your Warranty Booklet and Owner's Manual for details.

IMPORTANT NOTE ABOUT ALTERATIONS AND WARRANTIES:

Installations or alterations to the original-equipment vehicle or chassis distributed by General Motors are not covered by the General Motors New Vehicle Limited Warranty. The independent special body company, assembler, equipment installer, or upfitter is solely responsible for warranties for any alterations (or any effect of the alterations) to any of the parts, components, systems, or assemblies manufactured by GM. GM is not responsible for the safety or quality of design, features, materials, or workmanship of any alterations by such independent suppliers.



2025 MODEL YEAR LIMITED WARRANTY

2025 Model Year General Motors of Canada Company Warranty for Eligible Fleet Customers

Running a business means you've got a lot to think about. That's why our comprehensive 2025 model year Limited Warranty Programs are designed for a worry-free GM Envolv ownership experience.



exclusions, and coverage periods pertaining to the warranties. The Owner's Manual contains important information that may impact you maintaining your warranties. See your Warranty Booklet and Owner's Manual for details.

- The coverages and benefits provided under General Motors of Canada Company's New Vehicle Limited Warranty are transferable at no cost to any subsequent person(s) who assumes ownership of the vehicle within an applicable Coverage Period.
- Conditions and Limitations apply, see Warranty Booklet for details. In Canada, all new 2025 model year Chevrolet or GMC brand vehicles receive a 5-year or 100,000-km (whichever comes first) Powertrain Component Warranty Coverage; except that new 2025 model year Chevrolet or GMC brand vehicles equipped with a Duramax® Turbo-Diesel engine receive a 5-year or 160,000-km (whichever comes first) Powertrain Component Warranty and certain new eligible 2025 model year Chevrolet or GMC brand vehicles delivered to qualified Commercial Fleet and/or Government Fleet customers receive a 5-year or 160,000-km (whichever comes first) Powertrain Component Warranty.

IMPORTANT NOTE ABOUT ALTERATIONS AND WARRANTIES:

Installations or alterations to the original-equipment vehicle or chassis distributed by General Motors are not covered by the General Motors New Vehicle Limited Warranty. The independent special body company, assembler, equipment installer, or upfitter is solely responsible for warranties for any alterations (or any effect of the alterations) to any of the parts, components, systems, or assemblies manufactured by GM. GM is not responsible for the safety or quality of design, features, materials, or workmanship of any alterations by such independent suppliers.

SCROLL FOR MORE CONTENT



CADILLAC BRAND VEHICLES

New vehicle limited warranty coverages described herein are applicable only to Qualified Fleet Customers who have taken delivery of an eligible new Cadillac brand vehicle in Canada.

4-YEAR or 80,000-KM¹
TRANSFERABLE BASE WARRANTY COVERAGE²
 +
6-YEAR or 110,000-KM¹
TRANSFERABLE POWERTRAIN COMPONENT WARRANTY COVERAGE²

In addition to the 4-year/80,000-km¹ base warranty coverage, 2025 model year Cadillac cars and SUVs come with a 6-year/110,000-km¹ Powertrain Component Warranty that:

- has a \$0 deductible
 - is transferable² to another owner at no charge
- Whichever comes first. Coverage begins on the date the vehicle is delivered and ends at the expiration of the applicable coverage period ("Coverage Period"). Your vehicle's Warranty Booklet contains conditions, limitations, restrictions and exclusions, and coverage periods pertaining to the warranties. The Owner's Manual contains important information that may impact you maintaining your warranties. See your Warranty Booklet and Owner's Manual for details.
 - The coverages and benefits provided under General Motors of Canada Company's New Vehicle Limited Warranty are transferable at no cost to any subsequent person(s) who assumes ownership of the vehicle within an applicable Coverage Period.

IMPORTANT NOTE ABOUT ALTERATIONS AND WARRANTIES:

Installations or alterations to the original-equipment vehicle or chassis distributed by General Motors are not covered by the General Motors New Vehicle Limited Warranty. The independent special body company, assembler, equipment installer, or upfitter is solely responsible for warranties for any alterations (or any effect of the alterations) to any of the parts, components, systems, or assemblies manufactured by GM. GM is not responsible for the safety or quality of design, features, materials, or workmanship of any alterations by such independent suppliers.



ELECTRIC VEHICLES

New vehicle limited warranty coverages described herein are applicable only to Qualified Fleet Customers who have taken delivery of an eligible new General Motors electric vehicle in Canada.

3-YEAR or 60,000-KM¹
TRANSFERABLE BASE WARRANTY COVERAGE
 +
8-YEAR or 160,000-KM¹
ELECTRIC VEHICLE PROPULSION BATTERY WARRANTY

- Whichever comes first. Coverage begins on the date the vehicle is delivered and ends at the expiration of the applicable coverage period ("Coverage Period"). Your vehicle's Warranty Booklet contains conditions, limitations, restrictions and exclusions, and coverage periods pertaining to the warranties. The Owner's Manual contains important information that may impact you maintaining your warranties. See your Warranty Booklet and Owner's Manual for details.

IMPORTANT NOTE ABOUT ALTERATIONS AND WARRANTIES:

Installations or alterations to the original-equipment vehicle or chassis distributed by General Motors are not covered by the General Motors New Vehicle Limited Warranty. The independent special body company, assembler, equipment installer, or upfitter is solely responsible for warranties for any alterations (or any effect of the alterations) to any of the parts, components, systems, or assemblies manufactured by GM. GM is not responsible for the safety or quality of design, features, materials, or workmanship of any alterations by such independent suppliers.



CADILLAC PROFESSIONAL



2024 Cadillac XT6

2024 Cadillac Escalade

2024 Cadillac Escalade ESV

2024 Cadillac XT5

U.S. models shown with optional equipment.

PROFESSIONAL VEHICLE LIMITED WARRANTY¹

ESCALADE/ESCALADE ESV/XT5/XT6 LIVERY UP TO 3 YEARS/240,000 KM²
XT5 LIMOUSINE³/FUNERAL HEARSE³ UP TO 6 YEARS OR 160,000 KM²

Offer your clients the iconic prestige they deserve with Cadillac Professional. Richly appointed and crafted for perfection, each Cadillac livery vehicle is meticulously designed to exude sophistication and envelop passengers in luxury and comfort.

Eligible livery vehicles offer the confidence of the Cadillac Professional Vehicle Limited Warranty. This available comprehensive package covers key components for up to 3 years or 240,000 kilometres² or up to 6 years or 160 kilometres² depending on the vehicle and the program. Plus, Cadillac premium care maintenance⁴ and 24-hour Roadside Assistance⁵ help keep your vehicles on the road.

The Cadillac Professional Vehicle Limited Warranty is an extended warranty for Cadillac Professional Vehicles that runs concurrently with the Cadillac New Vehicle Limited Warranty. Vehicles equipped with the Professional Vehicle Limited Warranty will not have the Cadillac Powertrain Limited Warranty.

¹ Following the time or odometer expiration of the Cadillac 4 year/80,000 km (whichever comes first) New Vehicle Limited Warranty, vehicle repairs of systems and components under Professional Vehicle Limited Warranty will be made without charge, including parts and labour, except for the first \$50.00 of repairs costs, (2019 and Prior Model Years. 2020 and Subsequent Model Years have no Deductible) incurred at each service visit to a participating Cadillac dealer. Coverage through this plan begins on the date the vehicle is first delivered or put into use. This will be the date the Cadillac Service Agent sells the short stretch chassis (W30), limousine chassis (V4U), or funeral coach (hearse) chassis (B9Q) to the Cadillac Master Coachbuilder. The actual selling date can be modified for the end customer if the selling Cadillac Service Agent or Cadillac Master Coachbuilder Dealer/Distributor submits a "Delayed Warranty Start" form. Repairs must be performed by authorized Cadillac Service Agent Facilities. ² Whichever comes first. See dealer for Professional Vehicle Limited Warranty details. ³ Any parts added or modified for conversion are excluded from protection. Conversions are expected to meet Canada Motor Vehicle Safety Standards (CMVSS) when completed, and be within weight limitations as specified by GM. ⁴ Maintenance visit must occur within first year of vehicle delivery. Service visit consists of ACDelco Oil and Filter Change/Tire Rotation/MPVI. Does not include air filters. See participating dealer for other restrictions and complete details. ⁵ 6-year/160,000-kilometres Roadside Assistance. Whichever comes first. See dealer for details.



FLEET ACCOUNT NUMBER

U.S. model shown with optional equipment.

HOW TO ESTABLISH A NEW GM ENVOLVE

FLEET ACCOUNT NUMBER (FAN)

DETERMINE IF A PROSPECT IS QUALIFIED

Fleet Account Numbers are assigned to Qualified Fleet Users (defined below) upon application to General Motors and GM Envolve (GM) through the GM Fleet Account Number System (GMFANS).

ENROLLMENT FORM TERMS AND CONDITIONS

A “Qualified Fleet Customer” is defined as:

- A business organization that maintains a minimum of five (5) vehicles licensed and registered in the company and/or owner/operator name and used for business purposes, or
- Business organization that, after its present acquisition, will maintain five (5) or more vehicles licensed and registered in the company and/or owner/operator name and used for business purposes, or
- Business organization that places an order for or purchases three (3) or more new GM vehicles at one time for business purposes; supporting documentation must be retained by the dealer and made available to GM Canada upon request
- Government/Government Regulated Utilities/Public Schools/Medical Hospitals – no existing fleet or minimum number of orders at one time is required

New motor vehicles ordered under fleet must be delivered to a Qualified Fleet Customer. In addition, vehicles must be registered and kept in fleet service in Canada by the first Qualified Fleet Customer for a minimum of six (6) months and 12,000 km from the date of delivery.

By executing the Enrollment Form, the Fleet Customer certifies and agrees that no motor vehicles will be purchased or leased, directly or indirectly, for export, sale, or use outside of Canada (excluding use related to occasional business and/or personal travel) and no such sale, use, or export will occur. Fleet Customer also agrees that it will not induce, by any means, any dealer to breach the export and/or resale terms of their Dealer Agreement with GM Canada or any of the terms of this agreement and acknowledges that it will be responsible in damages to GM Canada and its affiliates for any such interference with the contractual terms between GM Canada and a dealer or any breach of this agreement.

Violation of this policy by a dealer or a Qualified Fleet Customer will result in a chargeback to the dealer or Qualified Fleet Customer and may include dealer or Qualified Fleet Customer (or both) being disqualified from further participation in fleet programs. In the event of such a chargeback to the dealer, the Qualified Fleet Customer agrees to reimburse the dealer.

Additional Qualified Fleet Customer eligibility requirements for specific fleet programs, as issued by GM Canada to its dealers from time to time, will be made available to Qualified Fleet Customers by the selling dealer as required. The Qualified Fleet Customer further agrees to provide, upon request by GM Canada or the selling dealer, access to original business records confirming that vehicles were registered, used, and transferred only in accordance with GM Canada program requirements.

In the event (1) a Qualified Fleet Customer orders new motor vehicles from a dealer and identifies them as fleet units eligible for GM Canada Fleet (GM Envolve) programs, and (2) the vehicles are not used by Qualified Fleet Customer in accordance with program requirements, GM Canada will take appropriate action, which may include the disqualification of the Qualified Fleet Customer and/or dealer from future participation in fleet programs, and the issuance of a chargeback against the dealer and the Qualified Fleet Customer for any special allowances, incentives, special option packages, or other promotional programs which GM Canada paid or credited to the dealer or identified Qualified Fleet Customer as a result of inaccurate representations. In the event of such a chargeback to the dealer, the Qualified Fleet Customer agrees to reimburse the dealer.

CANADIAN SOLUTIONS CENTRE
gmenvolvesolutionscentrecanada@gm.com
1-800-866-0313 | gmenvolve.ca

SCROLL FOR MORE CONTENT



FLEET ACCOUNT NUMBER

U.S. model shown with optional equipment.

HOW TO ESTABLISH A NEW GM ENVOLVE FLEET ACCOUNT NUMBER (FAN)

CANADIAN SOLUTIONS CENTRE
gmenvolvesolutionscentrecanada@gm.com
1-800-866-0313 | gmenvolve.ca

IF A PROSPECT IS QUALIFIED

A General Motors dealer is required to submit an enrollment application through GM Global Connect. The enrollment application can be found on the GM Global FANs website. The following information is required:

1. Name of business
2. Both physical and mailing addresses (if different)
3. Phone number
4. Email address
5. Fleet composition
6. Qualified Fleet Customer Enrollment Form

Upon completion of the enrollment application on the website, the dealer will submit this document electronically. Upon processing, a General Motors FAN will be issued, and the requesting dealer will be advised of the FAN via email.

All supporting documentation of the prospect's fleet eligibility must be retained at the dealership submitting the enrollment application.

IMPORTANT

Information contained in this reference guide is intended to be a quick reference digest only. In no way does it supersede program dealer letters or guidelines. To assure accuracy, check official documents before placing any orders. Specific questions or requests for assistance should be addressed to Canadian Solutions Centre.

SCROLL FOR MORE CONTENT 

ABOUT THIS GUIDE



THIS MATERIAL IS NOT INTENDED FOR, OR APPROVED FOR USE IN, ADVERTISING

Some of the equipment shown or described throughout this guide may be available at extra cost and/or supplied by an independent supplier. We have tried to make this guide comprehensive and factual. We reserve the right to make changes at any time, without notice, in prices, colours, materials, equipment, specifications, models, and availability. Specifications, dimensions, measurements, ratings, and other numbers in this guide and other printed materials provided at the dealership or affixed to vehicles are approximates based upon design and engineering drawings, prototypes, and laboratory tests.

Your vehicle may differ due to variations in manufacture and equipment. Since some information may have been updated since the time of release, please check with your GM dealer for complete details. General Motors of Canada Company reserves the right to lengthen or shorten the model year for any product, for any reason, or to start and end model years at different times. Certain vehicle features may lose their usefulness over time due to obsolescence from technological changes. Unless otherwise noted, all claims are based on the latest available competitive information. Excludes other GM vehicles.

GM vehicles and their components are assembled or produced by different operating units of General Motors, its subsidiaries, or suppliers to GM worldwide. We sometimes find it necessary to produce GM vehicles with different or differently sourced components than originally scheduled. Since some options may be unavailable when your vehicle is assembled, we suggest you verify that your vehicle includes the equipment you ordered and that, if there were changes, they are acceptable to you.

See your local GM Envolve Account Manager or Dealer Fleet/Commercial Sales Manager, or go to gmenvolve.ca for up-to-date information.

COPYRIGHT

Copyright 2024 General Motors and/or General Motors of Canada Company. All Rights Reserved. All text, images, graphics, and other materials in this guide are subject to the copyright and other intellectual property rights of General Motors LLC and/or General Motors of Canada Company. These materials may not be reproduced, distributed, or modified without the express written permission of General Motors LLC and/or General Motors of Canada Company.

TRADEMARK

The marks appearing in this guide including, but not limited to: (i) GM and the GM Logo; (ii) Chevrolet, Buick, Cadillac, and GMC and their respective logos, emblems, slogans, and vehicle model names and body designs; and (iii) other marks, such as Autotrak, GM Envolve, Duralife, Duramax, Ecotec, Magnetic Ride Control, QuietTuning, Regen On Demand, SkyScape, StabiliTrak, UltraView, Z71 and ZR2, are trademarks and/or service marks of GM, its subsidiaries, affiliates, or licensors. OnStar and the OnStar emblems are registered trademarks of OnStar LLC.

Apple CarPlay is a trademark of Apple Inc. Siri, iPhone, and Apple Music are trademarks of Apple Inc, registered in the U.S. and other countries. Android Auto is a trademark of Google LLC. Brembo is a registered trademark of FRENIBREMBO S.P.A. The Bluetooth word mark is a registered trademark owned by Bluetooth SIG, Inc. Wi-Fi is a registered trademark of Wi-Fi Alliance. Bose and Centerpoint are registered trademarks of the Bose Corp. SiriusXM, the SiriusXM logo, channel names, and logos are trademarks of SiriusXM Radio Inc. and are used under licence. Allison Transmission is a trademark of Allison Transmission, Inc. Michelin Selfseal is a registered trademark of Michelin North America.

AN IMPORTANT NOTE ABOUT ALTERATIONS AND WARRANTIES

Installations or alterations to the original equipment vehicle (or chassis) as distributed by General Motors are not covered by the General Motors New Vehicle Limited Warranty. The special body company, assembler, equipment installer, or upfitter is solely responsible for warranties on the body or equipment and any alterations (or any effect of the alterations) to any of the parts, components, systems, or assemblies installed by GM. General Motors is not responsible for the safety or quality of design features, materials, or workmanship of any alterations by such suppliers.

LEGAL DISCLOSURES

1. Cargo and load capacity limited by weight and distribution.
2. When properly equipped. Available engine or equipment may be required. See dealer for required specifications. Before you buy a vehicle or use it for trailering, carefully review the Trailering section of the Owner's Manual. The weight of passengers, cargo and options or accessories may reduce the amount you can tow. See dealer for details.
3. Premium paint; additional cost.
4. GM estimated using Government of Canada approved test methods. Refer to vehicles.nrcan.gc.ca for details. Actual range will vary based on several factors, including temperature, terrain, battery age, vehicle model, loading, use and maintenance.
5. Safety or driver assistance features are no substitute for the driver's responsibility to operate the vehicle in a safe manner. The driver should remain attentive to traffic, surroundings, and road conditions at all times. Visibility, weather, and road conditions may affect feature performance. Read the vehicle Owner's Manual for more important feature limitations and information.
6. Requires professional installation of an 11.5-kW (up to 48-amp max. output) wall charger on a dedicated 240V/60A circuit, sold separately. May require upgrades to the building's electrical service, panel or wiring. Actual charge times will vary based on battery condition, output of charger, vehicle settings and battery temperature. See the Owner's Manuals for your vehicle and charger for additional details and limitations.
7. Requires use of public DC fast chargers providing at least 150 kW, which are very limited in Canada and may not be available in certain areas. Maximum charge rate is subject to network availability. Actual charge times will vary based on battery starting state of charge, battery condition, output of charger, vehicle settings and battery temperature. See the Owner's Manuals for your vehicle and charger for additional details & limitations.
8. The vehicle must be on or Accessory power must be active to use the Wi-Fi Hotspot. Requires active OnStar trial or paid plan that includes vehicle data. Vehicle data plan will be consumed by Wi-Fi Hotspot and In-Vehicle Apps, as well as Voice & Maps apps already connected via your vehicle's OnStar Basics plan which you otherwise would have received at no additional charge (i.e., if you use Voice & Maps apps, not all of the data you are purchasing will be available for Wi-Fi Hotspot and In-Vehicle Apps). If your selected data cap is reached (based on total data consumed by Voice & Maps apps, Wi-Fi Hotspot and In-Vehicle Apps), Voice & Maps apps will continue to function for the duration of the Basics plan but you must purchase additional vehicle data plan(s) to use Wi-Fi Hotspot and In-Vehicle Apps. Data plans are provided by a select third-party telecommunication provider according to their terms and conditions. Services are dependent on compatible wireless networks provided by third-party wireless service providers, working vehicle electrical systems, cell reception, GPS signal and other factors outside GM control. Changes in technology and wireless networks may limit or prevent the operation of certain services. Services, connectivity and capabilities have additional terms and limitations and are subject to change, and will vary by model, vehicle configuration, conditions, and geographical and technical restrictions.
9. Services enabled by Google built-in are subject to change at any time. Full functionality may require one or more paid subscription plans. Certain Google actions and functionality may require account linking. Connectivity is dependent on compatible wireless networks provided by third-party wireless service providers and other factors outside GM control. Changes in technology and wireless networks may limit or prevent the operation of vehicle connectivity. Services, connectivity, and capabilities are subject to terms and limitations and vary by model, vehicle configuration, conditions, and geographical and technical restrictions. See onstar.ca for details and limitations. Google, Google Maps and other related marks and logos are trademarks of Google LLC.
10. Go to my.gm.ca to find out which phones are compatible with the vehicle.
11. Fleet Basics includes access to select remote commands through your vehicle's mobile app (compatible smartphone required); Automatic Crash Response (not all vehicles may transmit all crash data; OnStar links to emergency
13. Front recovery hooks are for vehicle recovery only. To avoid the risk of injury, never use recovery hooks to tow a vehicle.
14. Subscriptions sold separately by SiriusXM after the trial period. If you decide to continue your service at the end of your trial subscription, the plan you choose will automatically renew and bill at then-current rates, plus fees and taxes, until you call 1-888-539-7474 to cancel. Service subject to the SiriusXM Customer Agreement and Privacy Policy, visit siriusxm.ca to see complete terms. Content varies by SiriusXM subscription package. ©2024 Sirius XM Canada Inc. "SiriusXM," the SiriusXM logo, channel names and logos are trademarks of Sirius XM Radio Inc. and are used under licence. SiriusXM Canada products, programming, fees and services are subject to change.
15. Subscriptions sold separately by SiriusXM after the trial period. If you decide to continue your service at the end of your trial subscription, the plan you choose will automatically renew and bill at then-current rates, plus fees and taxes, until you call 1-888-539-7474 to cancel. Service subject to the SiriusXM Customer Agreement and Privacy Policy, visit siriusxm.ca to see complete terms. Some services and features are subject to device capabilities and location availability. Certain features and/or content may not be available in vehicles with SiriusXM with 360L unless GM connected vehicle services is enabled in the vehicle. Content varies by SiriusXM subscription package. ©2024 Sirius XM Canada Inc. "SiriusXM," the SiriusXM logo, channel names and logos are trademarks of Sirius XM Radio Inc. and are used under licence. SiriusXM Canada products, programming, fees and services are subject to change.
16. Not compatible with all devices.
17. Always pay attention while driving and when using Super Cruise. Do not use a hand-held device. See chevroletsupercruise.ca/gmcsupercruise.ca for compatible highways and more information. Requires active Super Cruise trial or paid subscription. Services are dependent on compatible wireless networks provided by third-party wireless service providers, working vehicle electrical systems, GPS signal and other factors outside GM control. Changes in technology and wireless networks may limit or prevent the operation of certain services. Services, connectivity, and capabilities are subject to terms and limitations and will vary by model, vehicle configuration, conditions, and geographical and technical restrictions. See onstar.ca for details.
18. Services are dependent on compatible wireless networks provided by third-party wireless service providers, working vehicle electrical systems, GPS signal and other factors outside GM control. Changes in technology and wireless networks may limit or prevent the operation of certain services. Services, connectivity and capabilities are subject to terms and limitations and will vary by model, vehicle configuration, conditions, and geographical and technical restrictions. See onstar.ca for details.
19. These maximum payload ratings are intended for comparison purposes only. Before you buy a vehicle or use it to haul people or cargo, carefully review the vehicle Loading section of the Owner's Manual and check the carrying capacity of your specific vehicle on the label on the inside of the driver's door jamb.
20. Maximum Gross Vehicle Weight Rating (GVWR). When properly equipped; includes weight of vehicle, passengers, cargo, and equipment.
21. Feature may be limited when battery temperatures are extremely cold or hot or when battery is near full charge. Always use the brake pedal when you need to stop immediately. See Owner's Manual for details.
22. CarPlay® interface is a product of Apple, and its terms and privacy statements apply. Requires compatible iPhone®. Data plan rates apply. CarPlay, Siri, iPhone and Apple Music are trademarks of Apple Inc.
23. Vehicle user interface is a product of Google, and its terms and privacy statements apply. Requires the Android Auto app on Google Play and a compatible Android™ smartphone. Data plan rates apply. You can check which smartphones are compatible at g.co/androidauto/requirements. Android Auto is a trademark of Google LLC.
24. Includes Automatic Emergency Braking, Front Pedestrian Braking, Lane Keep Assist with Lane Departure Warning, Forward Collision Alert, IntelliBeam and Following Distance Indicator.
28. Requires professional installation of a 19.2-kW (up to 80-amp max. output) wall charger on a dedicated 240V/100A circuit, sold separately. May require upgrades to the building's electrical service, panel or wiring. Actual charge times will vary based on battery condition, output of charger, vehicle settings and battery temperature. See the Owner's Manuals for your vehicle and charger for additional details and limitations.
29. Requires use of public DC fast chargers providing at least 190 kW, which are very limited in Canada and may not be available in certain areas. Maximum charge rate is subject to network availability. Actual charge times will vary based on battery starting state of charge, battery condition, output of charger, vehicle settings and battery temperature. See the Owner's Manuals for your vehicle and charger for additional details & limitations.
30. Programming of four additional remotes is at customer's expense. Programming remotes is not a warranty expense.
31. Requires use of public DC fast chargers providing at least 350 kW, which are very limited in Canada and may not be available in certain areas. Maximum charge rate is subject to network availability. Actual charge times will vary based on battery starting state of charge, battery condition, output of charger, vehicle settings and battery temperature. See the Owner's Manuals for your vehicle and charger for additional details & limitations.
32. OnStar plan, working electrical system, cell reception and GPS signal required. OnStar links to emergency services. Not all vehicles may transmit all crash data. Advisors certified by the International Academies of Emergency Dispatch®.
33. Requires a select service plan, working electrical system, cell reception, GPS signal, armed GM factory-installed theft-deterrent system, contact method on file and enrollment to receive alerts. Additional messaging and data rates may apply. Services are intended to assist with vehicle recovery and do not prevent theft or protect against damage or loss.
34. Terms apply. Available on select properly equipped 2015 model year and newer GM vehicles (excludes Volt and GM vehicles built without OnStar hardware, which includes, but is not limited to, select base Chevrolet and GMC trucks). Requires an active connected vehicle services plan. Fees, services and availability subject to change without notice. Applicable taxes not included. Does not include emergency or security services. Diagnostic capabilities vary by vehicle model. Not all issues will deliver alerts. Message and data rates may apply. In-Vehicle Coaching features vary by vehicle model and year. See onstarvehicleinsights.ca for details and limitations.
35. Trial period for Super Cruise connectivity begins on vehicle delivery date. Paid subscription is required after trial period expires. Conditions apply. See chevroletsupercruise.ca/gmcsupercruise.ca for details.
36. Includes access to select remote commands through your vehicle's mobile app (compatible smartphone with data connection required). Paid subscription required after expiry. Services are dependent on compatible wireless networks provided by third-party wireless service providers, working vehicle electrical systems, GPS signal and other factors outside GM control. Changes in technology and wireless networks may limit or prevent the operation of certain services. Services, connectivity, and capabilities are subject to terms and limitations and will vary by model, vehicle configuration, conditions, and geographical and technical restrictions. Non-refundable and no cash value. Up to 8 year period begins from date of vehicle delivery. See onstar.ca for details.
37. Requires use of public DC fast chargers providing at least 120 kW, which are very limited in Canada and may not be available in certain areas. Maximum charge rate is subject to network availability. Actual charge times will vary based on battery starting state of charge, battery condition, output of charger, vehicle settings and battery temperature. See the Owner's Manuals for your vehicle and charger for additional details & limitations.
38. Use only GM-approved tire and wheel combinations. Unapproved combinations may change the vehicle's performance characteristics. For important tire and wheel information, go to my.gm.ca or see your dealer.
39. Does not include spray-on liner on tailgate due to Black composite inner panel.



LEGAL DISCLOSURES

- plan which you otherwise would have received at no additional charge (i.e., if you use Voice & Maps apps, not all of the data you are purchasing will be available for Wi-Fi Hotspot and In-Vehicle Apps). If your selected data cap is reached (based on total data consumed by Voice & Maps apps, Wi-Fi Hotspot and In-Vehicle Apps), Voice & Maps apps will continue to function for the duration of the Basics plan but you must purchase additional vehicle data plan(s) to use Wi-Fi Hotspot and In-Vehicle Apps. Data plans are provided by a select third-party telecommunication provider according to their terms and conditions. Services are dependent on compatible wireless networks provided by third-party wireless service providers, working vehicle electrical systems, cell reception, GPS signal and other factors outside GM control. Changes in technology and wireless networks may limit or prevent the operation of certain services. Services, connectivity and capabilities have additional terms and limitations and are subject to change, and will vary by model, vehicle configuration, conditions, and geographical and technical restrictions.
- Services enabled by Google built-in are subject to change at any time. Full functionality may require one or more paid subscription plans. Certain Google actions and functionality may require account linking. Connectivity is dependent on compatible wireless networks provided by third-party wireless service providers and other factors outside GM control. Changes in technology and wireless networks may limit or prevent the operation of vehicle connectivity. Services, connectivity, and capabilities are subject to terms and limitations and vary by model, vehicle configuration, conditions, and geographical and technical restrictions. See onstar.ca for details and limitations. Google, Google Maps and other related marks and logos are trademarks of Google LLC.
 - Go to my.gm.ca to find out which phones are compatible with the vehicle.
 - Fleet Basics includes access to select remote commands through your vehicle's mobile app (compatible smartphone required); Automatic Crash Response (not all vehicles may transmit all crash data; OnStar links to emergency services); and wireless connectivity for select apps that provide in-vehicle voice assistance and navigation with real-time traffic (Voice & Maps apps are subject to change at any time and may be provided by third parties). Term begins from date of vehicle delivery. Paid subscription required after expiry. Services are dependent on compatible wireless networks provided by third-party wireless service providers, working vehicle electrical systems, GPS signal and other factors outside GM control. Changes in technology and wireless networks may limit or prevent the operation of certain services. For customers who also separately receive or purchase a Premium Plan or Vehicle Data Plan to use Wi-Fi Hotspot and In-Vehicle Apps, the data provided as part of that plan will also be used by any Voice & Maps apps which already had data connectivity under this Basics plan; if any applicable data caps are reached, Voice & Maps apps will continue to function for the duration of this Basics plan but additional vehicle data plan(s) must be purchased to use Wi-Fi Hotspot and In-Vehicle Apps. Services, connectivity, and capabilities have additional terms and limitations and are subject to change, and will vary by model, vehicle configuration, conditions, and geographical and technical restrictions. Non-refundable and no cash value. See onstar.ca for details.
 - Does not detect people or items. Always check rear seat before exiting vehicle.

- Services are dependent on compatible wireless networks provided by third-party wireless service providers, working vehicle electrical systems, GPS signal and other factors outside GM control. Changes in technology and wireless networks may limit or prevent the operation of certain services. Services, connectivity and capabilities are subject to terms and limitations and will vary by model, vehicle configuration, conditions, and geographical and technical restrictions. See onstar.ca for details.
- These maximum payload ratings are intended for comparison purposes only. Before you buy a vehicle or use it to haul people or cargo, carefully review the vehicle Loading section of the Owner's Manual and check the carrying capacity of your specific vehicle on the label on the inside of the driver's door jamb.
- Maximum Gross Vehicle Weight Rating (GVWR). When properly equipped; includes weight of vehicle, passengers, cargo, and equipment.
- Feature may be limited when battery temperatures are extremely cold or hot or when battery is near full charge. Always use the brake pedal when you need to stop immediately. See Owner's Manual for details.
- CarPlay® interface is a product of Apple, and its terms and privacy statements apply. Requires compatible iPhone®. Data plan rates apply. CarPlay, Siri, iPhone and Apple Music are trademarks of Apple Inc.
- Vehicle user interface is a product of Google, and its terms and privacy statements apply. Requires the Android Auto app on Google Play and a compatible Android™ smartphone. Data plan rates apply. You can check which smartphones are compatible at g.co/androidauto/requirements. Android Auto is a trademark of Google LLC.
- Includes Automatic Emergency Braking, Front Pedestrian Braking, Lane Keep Assist with Lane Departure Warning, Forward Collision Alert, IntelliBeam and Following Distance Indicator.
- Functionality varies by model. Full functionality requires compatible Bluetooth and smartphone. Some devices require USB connectivity. Data plan rates may apply.
- The system wirelessly charges one compatible mobile device. Some devices require an adapter or back cover. See my.gm.ca for more information.
- IMPORTANT NOTE ABOUT ALTERATIONS AND WARRANTIES:** Installations or alterations to the original-equipment vehicle or chassis distributed by General Motors are not covered by the General Motors New Vehicle Limited Warranty. The independent special body company, assembler, equipment installer, or upfitter is solely responsible for warranties for any alterations (or any effect of the alterations) to any of the parts, components, systems, or assemblies manufactured by GM. GM is not responsible for the safety or quality of design, features, materials, or workmanship of any alterations by such independent suppliers.

- availability subject to change without notice. Applicable taxes not included. Does not include emergency or security services. Diagnostic capabilities vary by vehicle model. Not all issues will deliver alerts. Message and data rates may apply. In-Vehicle Coaching features vary by vehicle model and year. See onstarvehicleinsights.ca for details and limitations.
- Trial period for Super Cruise connectivity begins on vehicle delivery date. Paid subscription is required after trial period expires. Conditions apply. See chevroletsupercruise.ca/gmcsupercruise.ca for details.
 - Includes access to select remote commands through your vehicle's mobile app (compatible smartphone with data connection required). Paid subscription required after expiry. Services are dependent on compatible wireless networks provided by third-party wireless service providers, working vehicle electrical systems, GPS signal and other factors outside GM control. Changes in technology and wireless networks may limit or prevent the operation of certain services. Services, connectivity, and capabilities are subject to terms and limitations and will vary by model, vehicle configuration, conditions, and geographical and technical restrictions. Non-refundable and no cash value. Up to 8 year period begins from date of vehicle delivery. See onstar.ca for details.
 - Requires use of public DC fast chargers providing at least 120 kW, which are very limited in Canada and may not be available in certain areas. Maximum charge rate is subject to network availability. Actual charge times will vary based on battery starting state of charge, battery condition, output of charger, vehicle settings and battery temperature. See the Owner's Manuals for your vehicle and charger for additional details & limitations.
 - Use only GM-approved tire and wheel combinations. Unapproved combinations may change the vehicle's performance characteristics. For important tire and wheel information, go to my.gm.ca or see your dealer.
 - Does not include spray-on liner on tailgate due to Black composite inner panel.
 - Maximum Gross Combined Weight Rating (GCWR). When properly equipped; includes weight of the vehicle and trailering combination, including the weight of driver, passengers, fuel, optional equipment, and cargo in the vehicle and trailer.
 - Gross Axle Weight Rating (GAWR) is the maximum allowable weight to be placed on the individual axle.
 - Requires 6.6L Duramax® Turbo-Diesel engine and Max Trailering Package.
 - Requires 3500 Heavy Duty Regular Cab Long Bed 2WD DRW with available Duramax® 6.6L Turbo-Diesel V8, Max Trailering Package and gooseneck hitch.
 - Requires 3.0L Duramax® Turbo-Diesel engine, Max Trailering Package, and 20-inch wheels and tires.
 - Limited to low speeds. Read the vehicle Owner's Manual for important feature limitations and information.
 - Requires available Accessory Power Bar and Power Station Offboarding Power of 7.2 kW.

